

# Nordkap 70-B

Wandaußenmaß: 360 x 360 cm

Bohlenstärke: 70 mm

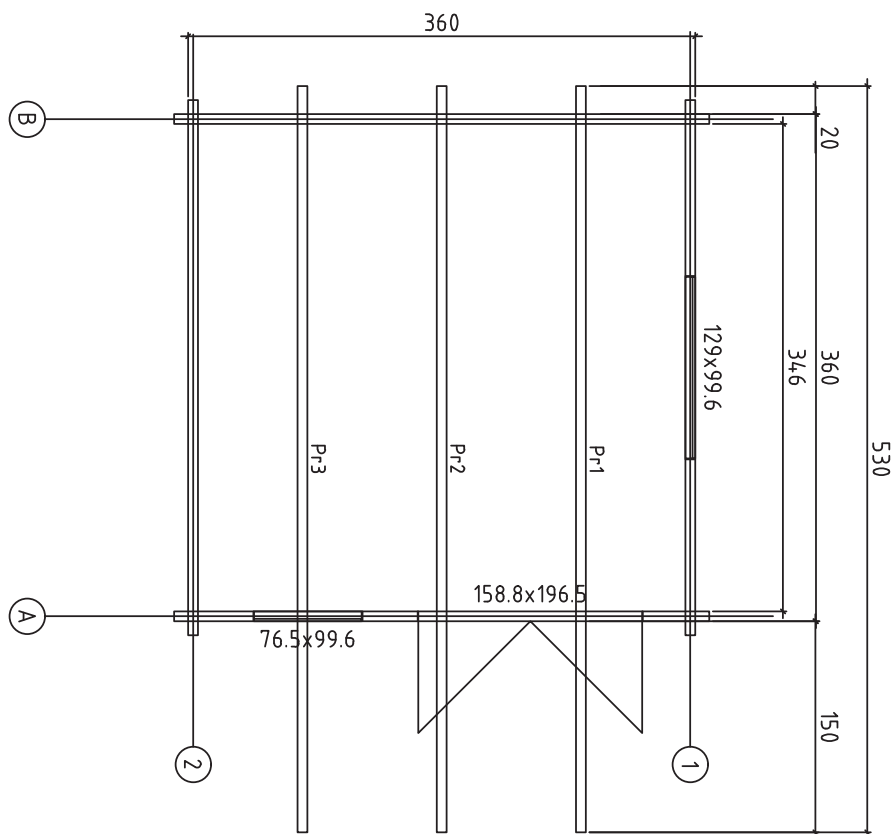


Nordkap 70-B

Kontrolliert durch:

Achtung: Alle angegebenen Maße sind ca.-Maße!

# 3D-Darstellung und Grundriss Nordkap 70-B

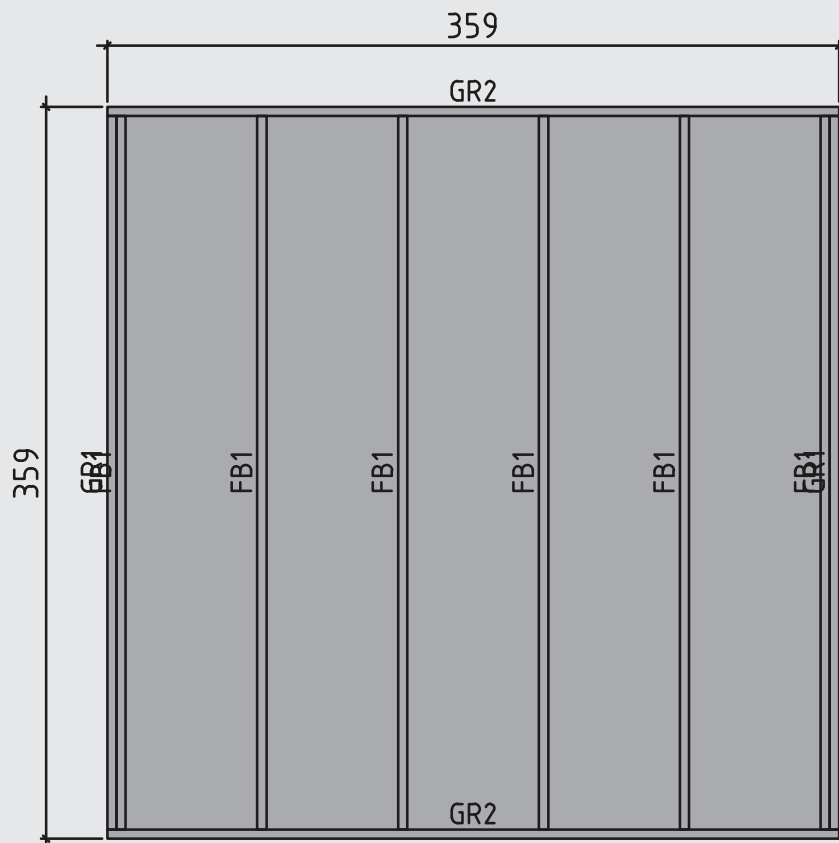


# Lagerholzplan und Fundamentplan Nordkap 70-B

Wir empfehlen als Fundament für Ihr Gartenhaus eine vollflächig,  
festgegründete gepflasterte oder betonierte Fläche.

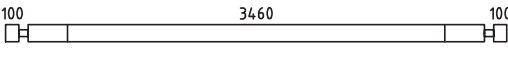
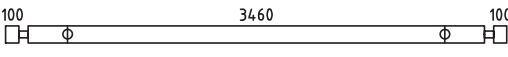
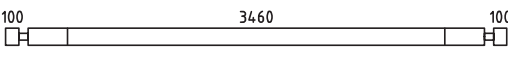
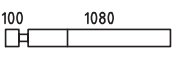
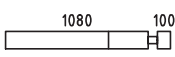
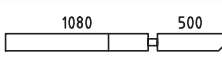

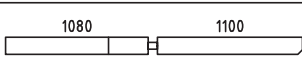

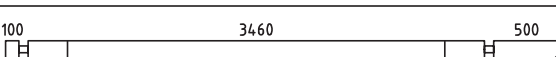



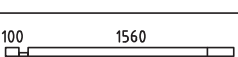











Wahlweise ist auch ein Punkt- oder Streifenfundament möglich.

Frei wählbare Abstände aller innenliegender Fundamenthölzer.  
Maximaler Abstand jedoch 65 cm.




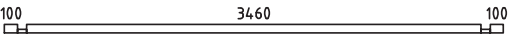
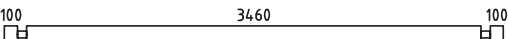
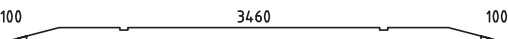


















# Teileliste 1

## Nordkap 70-B

Pos	5 House 10-015-11	NO	PROFILE (mm)	Lenght (mm)
001		2	70x130	3800
002		2	70x130	3800
003		15	70x130	3800
004		8	70x130	1250
005		5	70x130	1250
006		1	70x130	1650
007		1	70x130	1900
008		1	70x130	2250
009		1	70x130	5300
010		1	70x130	4200
011		1	70x130	4450
012		1	70x130	4800
013		1	70x130	5300
014		1	70x65	1730
015		1	70x65	472
016		1	70x130	1730
017		15	70x130	472
018		6	70x130	1730
019		8	70x130	562
020		8	70x130	393
021		1	70x130	3800
022		3	70x122	464
023		1	70x130	1917
024		4	70x122	464
025		1	70x130	1977

# Teileliste 2

## Nordkap 70-B

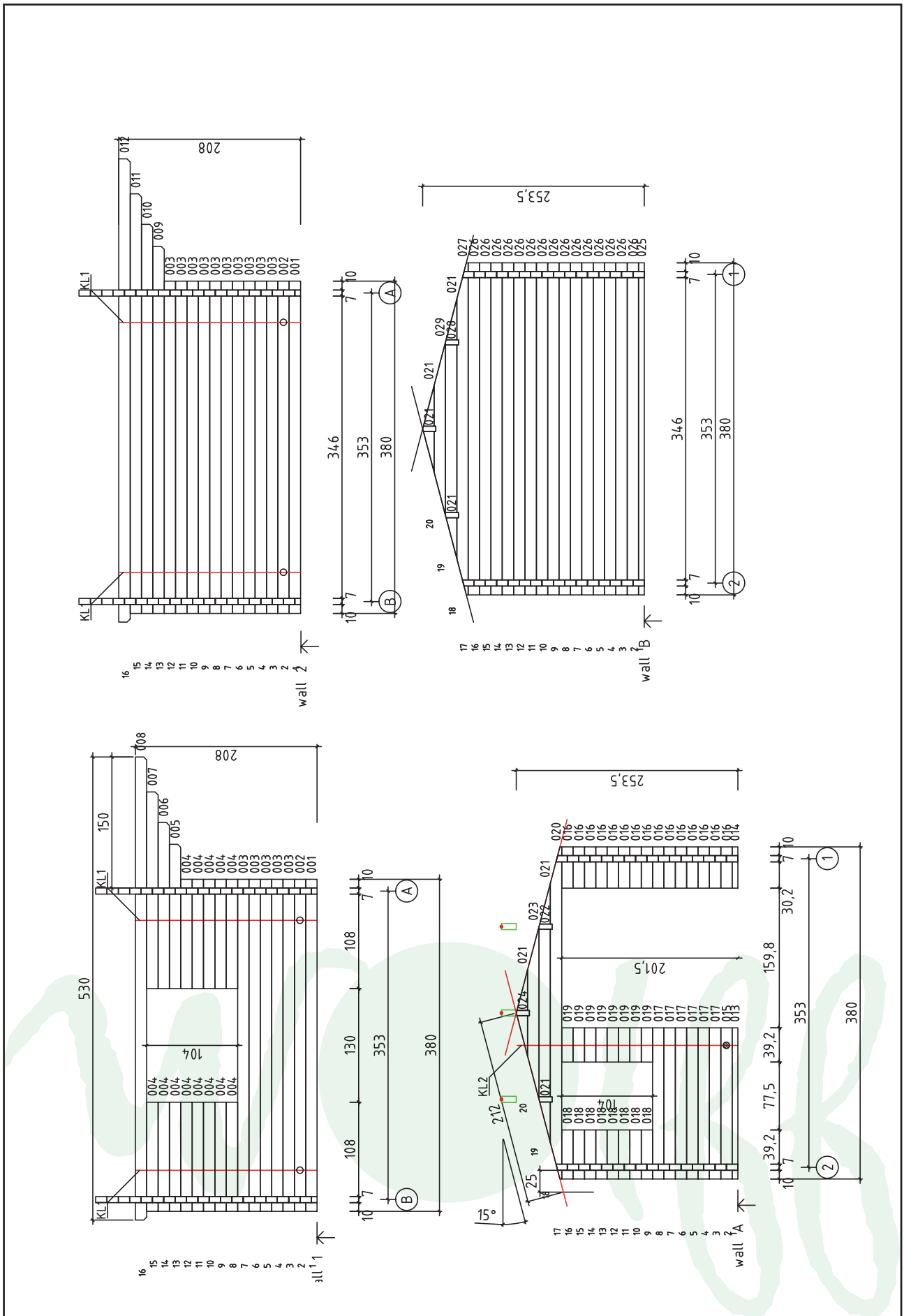
Pos	IG mouse / u-015-11	NO	PROFILE (mm)	Lenght (mm)
026		1	70x122	464
027		1	70x65	3800
028		15	70x130	3800
029		1	70x130	3800
030		1	70x130	1917
031		1	70x130	1977
GR2		2	45x90	3590
GR1		2	45x90	3500
FB1		6	45x90	3500
Pr1		1	70x170	5300
Pr2		1	70x170	5300
Pr3		1	70x170	5300
	WINDOW/FENSTER 1290x996      WINDOW/FENSTER 765x996	1/1		
	DOOR/TÜR 1588x1965	1		
1	Screws/Schrauben/Vis 5x100 mm- For fixing first row of wall logs /Fixierung des ersten Bohlenkranzes/Pour fixer les lames de plancher		6	
2	Nails/Nägels/Clous 2.5x50 - For fixing floorboards/ Befestigung Fussbodenbretter/Pour fixer les lames de plancher		280	
3	Nails/Nägels/Clous 2.5x50 - For fixing roofboards/ Befestigung Dachbretter/Pour fixer les voliges		370	
4	Nails/Nägels/Clous 2.5x50 - For fixing floor edge trims/ Befestigung Fussteisten/Pour fixer les plinthes du plancher		30	
5	Nails/Nägels/Clous 2.5x50 - For fixing roofing felt fillet/ Befestigung giebelabschlussbrett/Pour fixer la latte de finition de la couverture		20	
6	Screws/Schrauben/Vis 2,5x50 mm- For fixing roof side boards and roof edge reinforcement Befestigung Traufenbretter und Traufenteisten Pour fixer les planches de rive et le tasseau de refront		44	
7	Screws/Schrauben/Vis 2,5x50 mm- For fixing fascia boards and diamonds/ Befestigung Giebelblende und Raute Pour fixer les planches de rive et le diamant		28	
8	Screws/Schrauben/Vis 2,5x50 mm- For fixing fwindow and door trims/ Befestigung Fenster und Türen/ Pour fixer les croisillons des fenetres et des portes		44	
9	Metal storm Brace/Gewindestange/Tige filetee 10 mm		5	
10	Shim/Nuts/Mutter ,U-Scheibe/Ecrou/Rondelle 10 mm For fixing storm braces/ Pour fixer les anti tempete/ Für Sturmleisten Pour fixer les croisillons des fenetres et des portes		5 / 5	
	Metal storm Brace/Gewindestange/Tige filetee 10 mm KL1 M10 2,63 m 1 Screws 180 10 pcs. KL2 M10 2,51 m 1 Plastic caps 5 pcs.			

# Teileliste 3

## Nordkap 70-B

Specification for Nordcap 70 B 70x130 mm					
POS	ST.	B	H	L	Teileliste
FB1	Vt. spetsi				FUNDMENTHOLZER
F2	12 m <sup>2</sup>	28		3455	FUSSBODENBRETTER 40/31/26
R1	3	70	170	5300	DACHBALKEN
R2	22,5 m <sup>2</sup>	20		2120	DACHBRETTER 122/94/78
R3	2	20	120	5300	Traufenbretter
R4	2	45	65	5300	Traufenbretter
R5	4	20	120	2300	Giebelabschlussleiste
R6	4	20	90	2300	Giebelabschlussleiste
WN07	1	765	996		
WN13	1	1290	996		
DR16	1	1588	1965		
P1	20 m	20	40		Fussbodenleiste
P2	4	20	90	1945	Türleiste DR 16
P3	10	20	90	1200	Türleiste und Fensterleiste DR 16, WN 07
P4	2	20	90	1990	Türleiste DR 16
P6	2	20	90	725	Fensterleiste WN07
P7	2	20	90	1250	Fensterleiste WN013
P8	2	20	90	1690	Fensterleiste WN13

# Wandpläne 1, 2, A und B Nordkap 70-B



# Detail Nordkap 70-B

