

Paris C

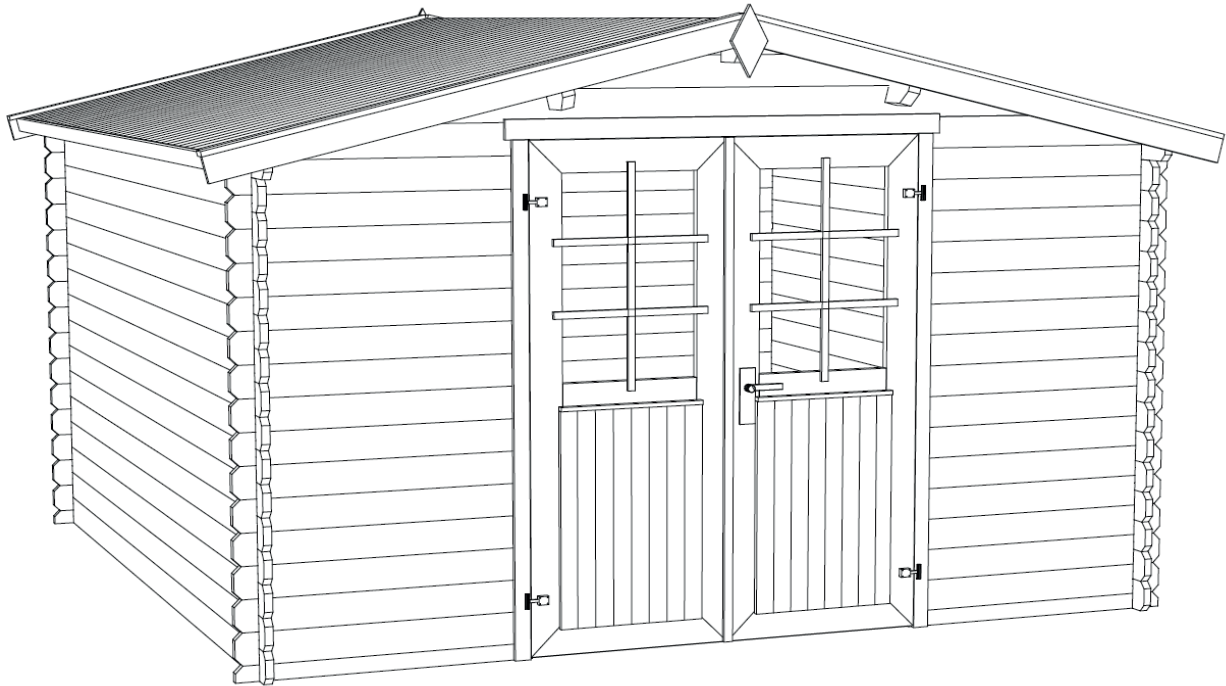
Wandaußenmaß: 329 x 329 cm
Bohlenstärke: 28 mm



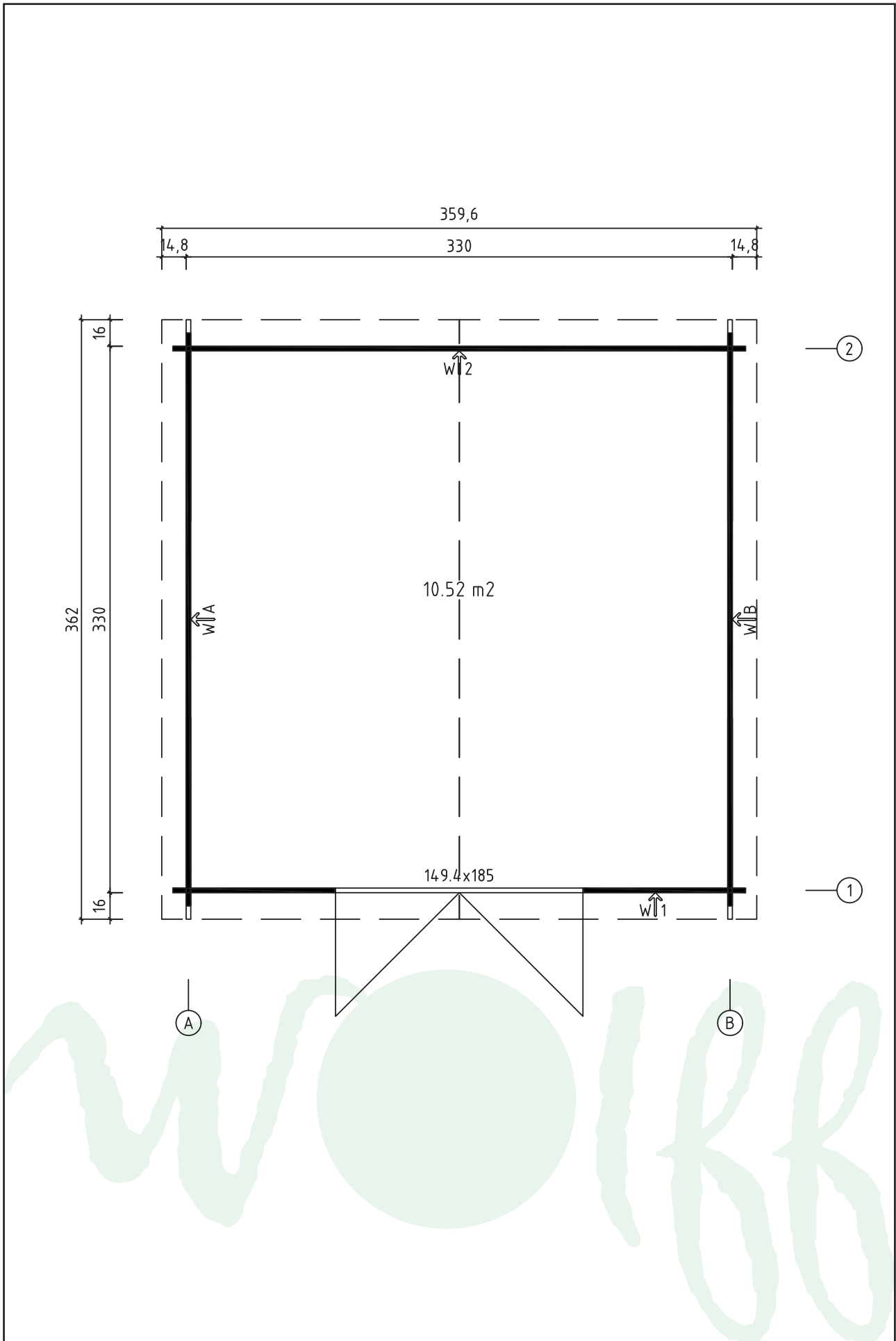
Kontrolliert durch:

Achtung: Alle angegebenen Maße sind ca.-Maße!

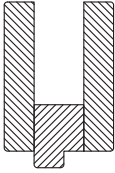
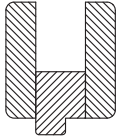



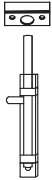

3D-Ansicht Paris C

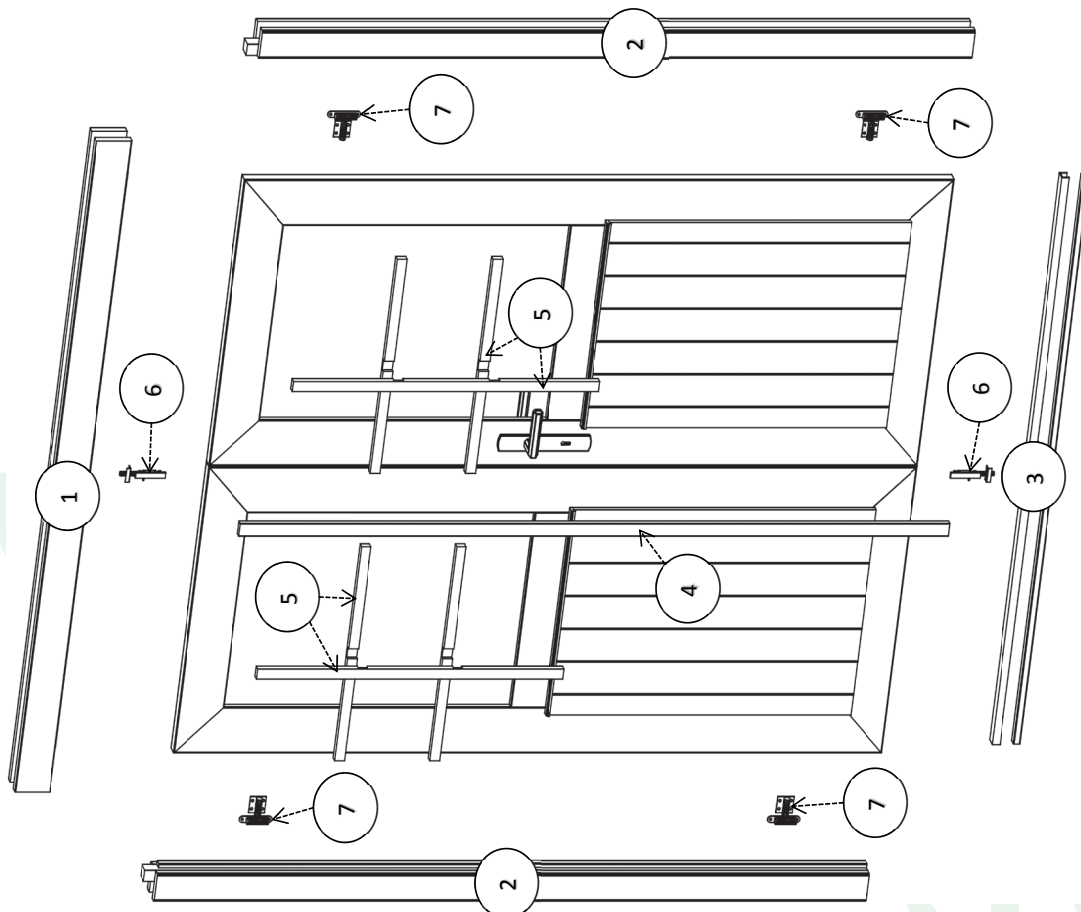


Grundriss Paris C

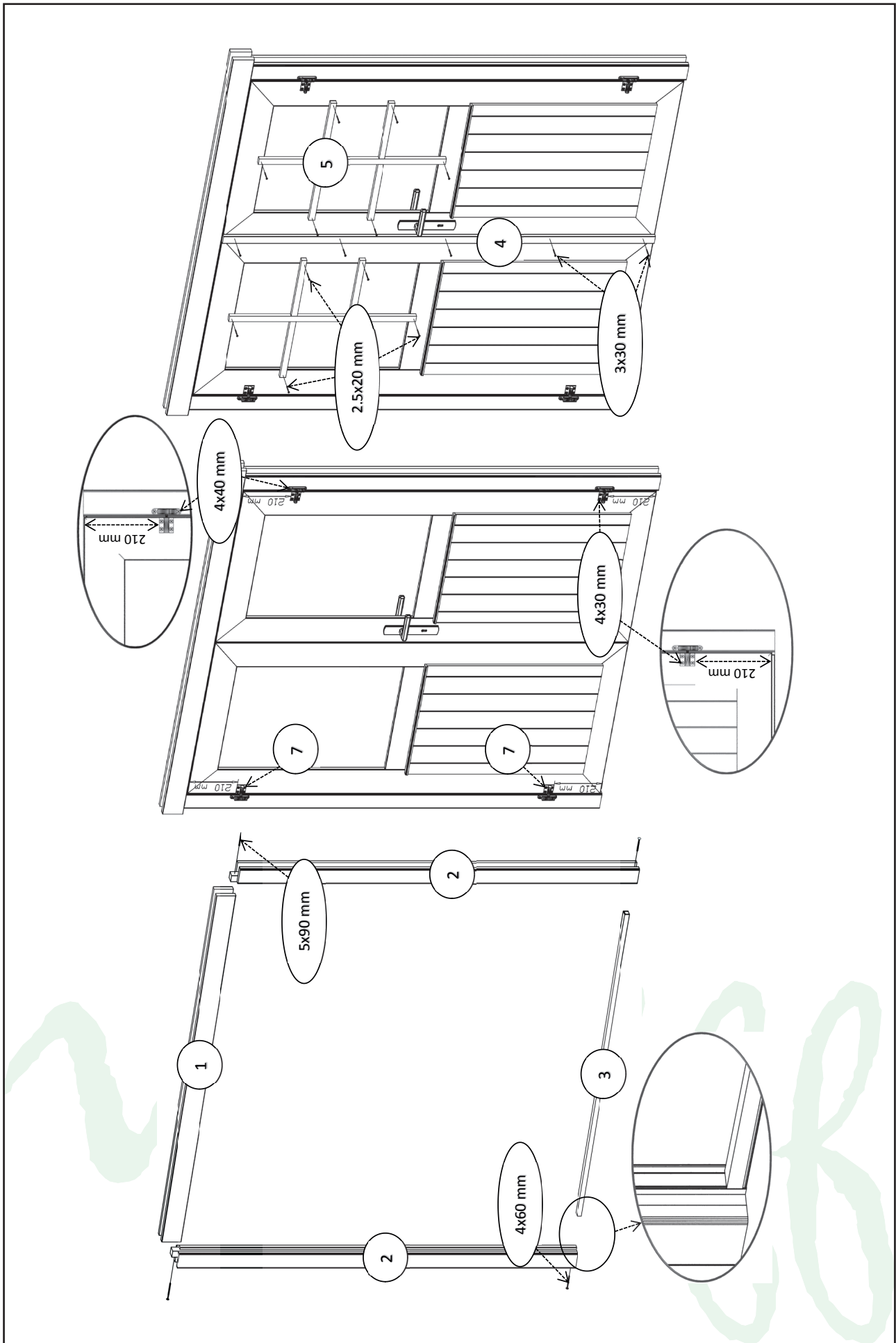


Montageanleitung - Aktionshäuser Paris C


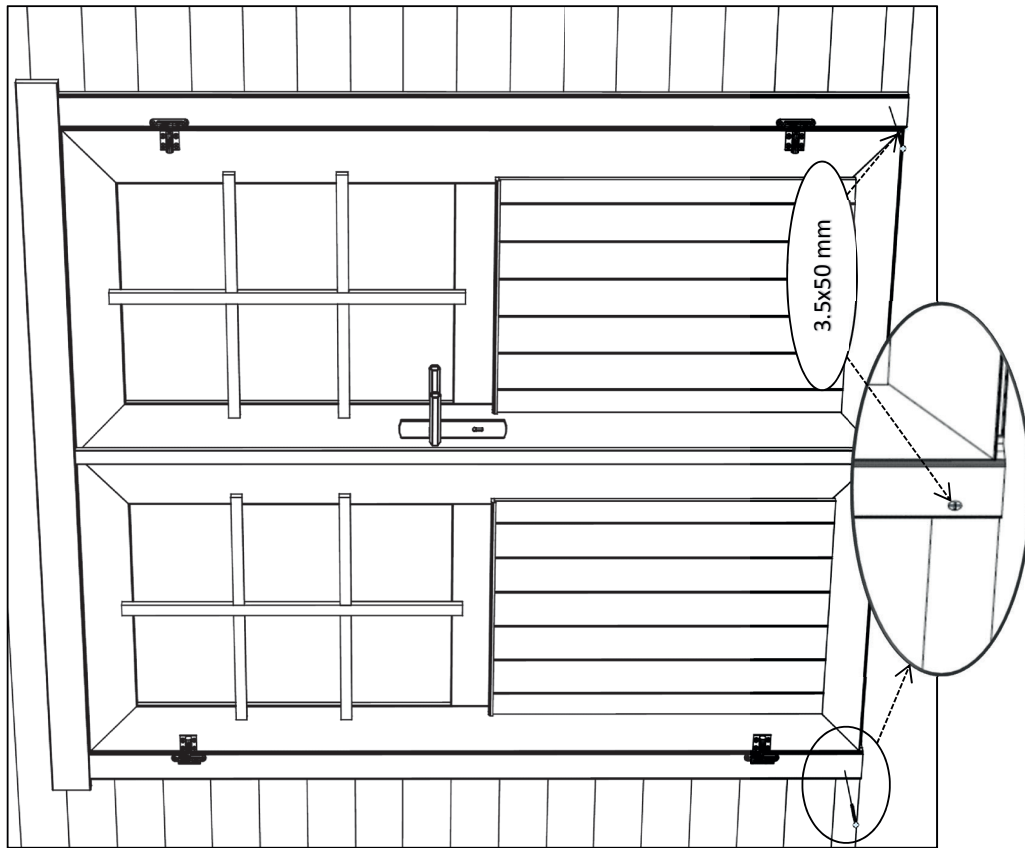
Pos	Piece list - Stückliste - Liste des pièces	Q.	P (mm)
1		1	66x100
2		2	66x80
3		1	19x20
4		1	13x32
5		6	15x25
6		2	
7		4	



Montageanleitung - Aktionshäuser Paris C

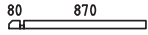

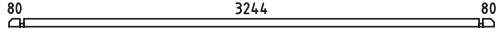
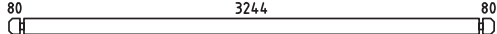
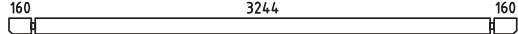
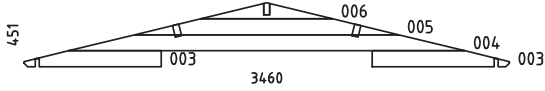
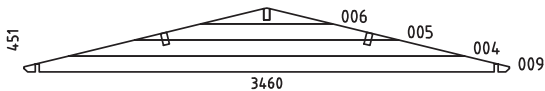

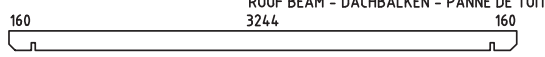
















Montageanleitung - Aktionshäuser Paris C












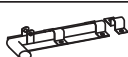







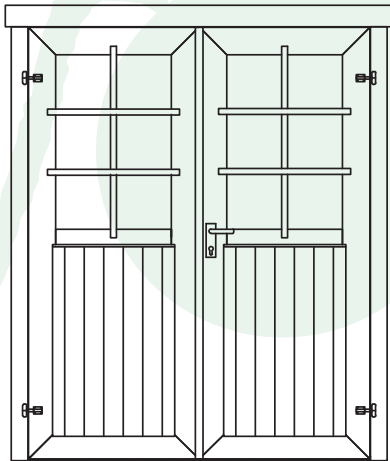
Teilleiste 1

Paris C

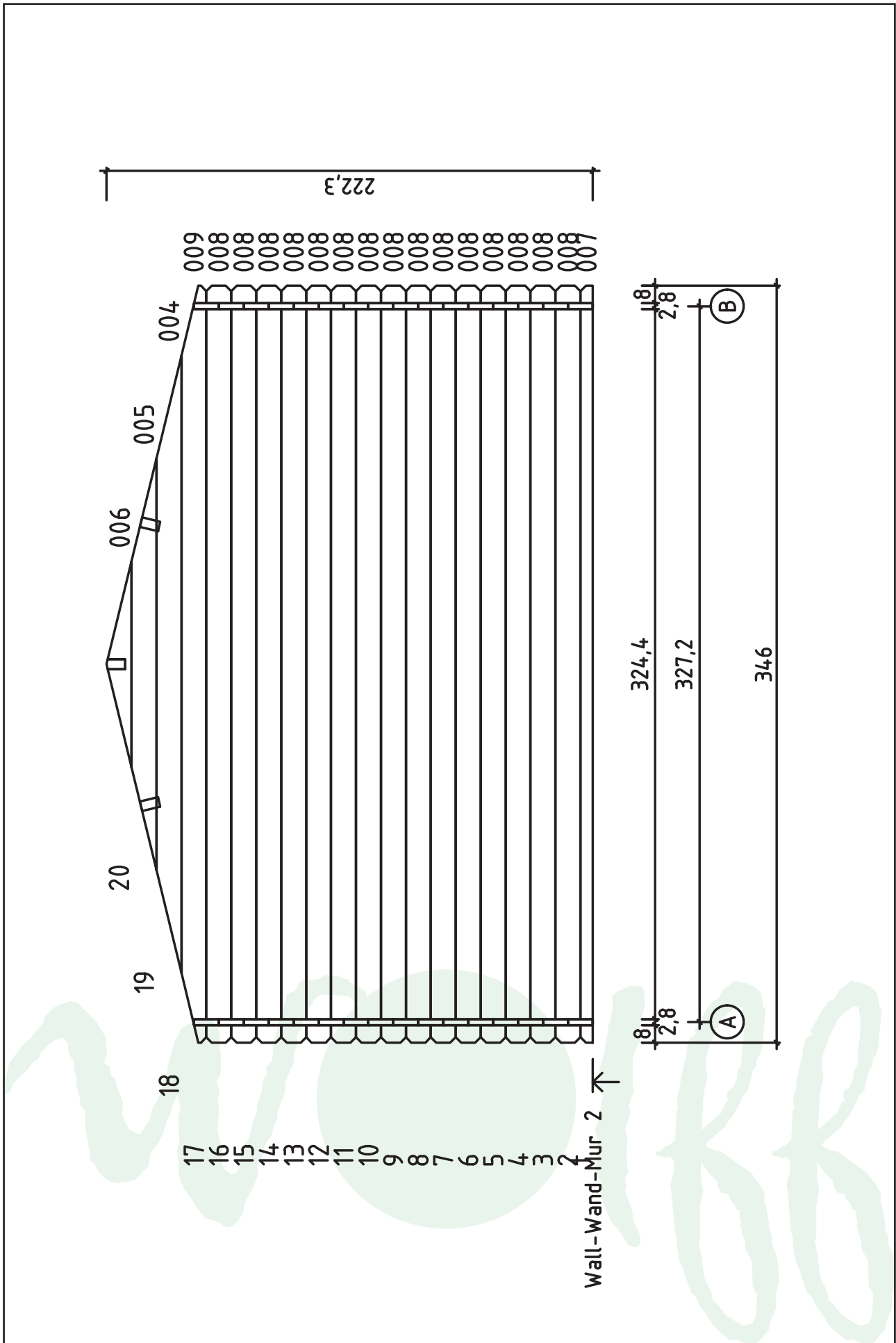
Pos		Q.	P. (mm)	L. (mm)
001		2	28x57	978
002		30	28x114	978
007		1	28x57	3460
008		45	28x114	3460
010		2	28x120	3620
W1-1		1		
W2-1		1		
PR1	 ROOF BEAM - DACHBALKEN - PANNE DE TOIT 3244	1	44x140	3620
A-PR1	 ROOF BEAM - DACHBALKEN - PANNE DE TOIT 3244	2	44x140	3620
	ROOF BOARDS - DACHBRETTER - VOLIGES 	82	90x15	1850
	ROOFING FELT FILLET - DACHPAPPENLEISTE - BAGUETTE DE FIXATION DU FEUTRE BITUMEUX 	4	18x58	1900
DPP-1	ROOFING FELT - DACHPAPPE - FEUTRE BITUMEUX 	5		3720
	EAVES BOARD - TRAUFBRETT - BANDEAU DE TOIT 	2	18x58	3620
KFS-1	STORM PROTECTION - STURMLEISTE - - LATTE ANTI-TEMPETE 	4	22x45	2050
	GABLE MOULDING - GIEBELLEISTE - - PLANCHE DE RIVE 	4	18x90	1900
	SCREW FOR GEORGIAN BARS - SCHRAUBE FÜR SPROSSEN - - VIS POUR FIXATION CROISILLONS BOIS DES MENUISERIES 	12	2.5x20	
HS12	SCREW FOR GABLE SEGMENT - SCHRAUBEN FÜR DECKBLATT - - VIS POUR FIXATION LOSANGE DE FINITION 	4	3.5x35	
HS22	SCREW FOR FIXING DOOR TO THE WALL - SCHRAUBE ZUR BEFESTIGUNG TÜR- ZARGE MIT WAND - VIS DE FIXATION DORMANT DE PORTE 	2	3.5x50	
HS16	SCREW FOR GABLE MOULDING - SCHRAUBEN FÜR GIEBELLEISTE - - VIS DE FIXATION POUR PLANCHE DE RIVE 	24	3.5x50	
HS56	SCREW FOR FIXING BOLT HINGE - SCHRAUBE FÜR TÜRRIGEL - - VIS DE FIXATION POUR CHARNIÈRES ET GONDS DE PORTE 	16	4x30	
HS58	SCREW FOR FIXING BOLT HINGE - SCHRAUBE FÜR TÜRRIGEL - - VIS DE FIXATION POUR CHARNIÈRES ET GONDS DE PORTE 	12	4x40	
HS41	SCREW FOR DOOR JAMB - SCHRAUBE FÜR TÜRRAHMEN - - VIS DE FIXATION POUR MONTANT DE PORTE 	2	4x60	
HS43	SCREW FOR ROOF BEAMS - SCHRAUBEN FÜR DACHBALKEN - - VIS POUR PANNE DE TOIT 	10	5x120	

Teilleiste 2

Paris C

Pos			Q.	P. (mm)	L. (mm)
HS41	SCREW FOR DOOR JAMB - SCHRAUBE FÜR TÜRRAHMEN - - VIS DE FIXATION POUR MONTANT DE PORTE		2	5x90	
HS25	SCREW FOR DOORSTEP - SCHRAUBEN FÜR SWELLE - - VIS DE FIXATION DU SEUIL DE PORTE		3	4.5x65	
HS3	SCREW FOR FILLET - SCHRAUBE ZUR BEFESTIGUNG TÜRLEISTE - - VIS D'ASSEMBLAGE DU CADRE DE PORTE		5	3x30	
HS32	SCREW FOR EAVES BOARDS - SCHRAUBEN FÜR TRAUFBRETTEN - - VIS DE FIXATION POUR BANDEAU DE TOIT		16	4x40	
TL5	DOOR HANDLE FITTINGS - TÜRRGRIFF - SET DE GARNITURES DE SERRURE DE PORTE		1		
SH28	HAMMER BLOCK - SCHLAGHOLZ - CALLE DE FRAPPE 28mm		1		
NF2	ZN NAIL FOR ROOF - ZN NÄGEL FÜR DACHBRETTEN - POINTE POUR TOIT		260	2x50	
NFD	ZN NAIL FOR ROOFING FELT FILLET - ZN NÄGEL FÜR DACHPAPPENLEISTE - - POINTE POUR BAGUETTE FIXATION FEUTRE BITUMEUX		20	2x40	
TL	ROOFING NAILS FOR ROOFING FELT - NÄGEL FÜR DACHPAPPE - - POINTE DE FIXATION POUR FEUTRE BITUMEUX		182	2.8x15	
	LATCH BOLT FÜR DOUBLE DOOR - TORRIEGEL - - LOQUET POUR DOUBLE PORTE		2		90
GS	GABLE SEGMENT - DECKBLATT - LOSANGE DE FINITION		2		
SFS	NUT FOR STORM PROTECTION - SCHRAUBENMUTTER FÜR STURMLEISTE - - ÉCROU POUR LAME ANTI-TEMPETE		8	D6	
BFS	BOLT FOR STORM PROTECTION - BOLZEN FÜR STURMLEISTE - - VIS POUR LAME ANTI-TEMPETE		8	6x60	
DFS	WASHER FOR STORM PROTECTION - DICHTSCHEIBE FÜR STURMLEISTE - - RONDELLE POUR LAME ANTI-TEMPETE		8	D6	
	MALE BOLT HINGE FOR DOOR - TÜRRIEGEL - PARTIE MALE DE CHARNIERE DE PORTE		4	DIN15-57	
TL4	DOOR HANDLE FITTINGS - TÜRRGRIFF - GARNITURE DE POIGNÉE DE PORTE		1		
	CYLINDER - ZYLINDERSCHLOSS - CYLINDRE DE SERRURE		1	30/30	
	DOOR - TÜR - PORTE 1494x1850 SGA+28	TUK.2.056.SVP.MMX28	1		
					

Wandplan 2 Paris C



Wandplan A Paris C

