

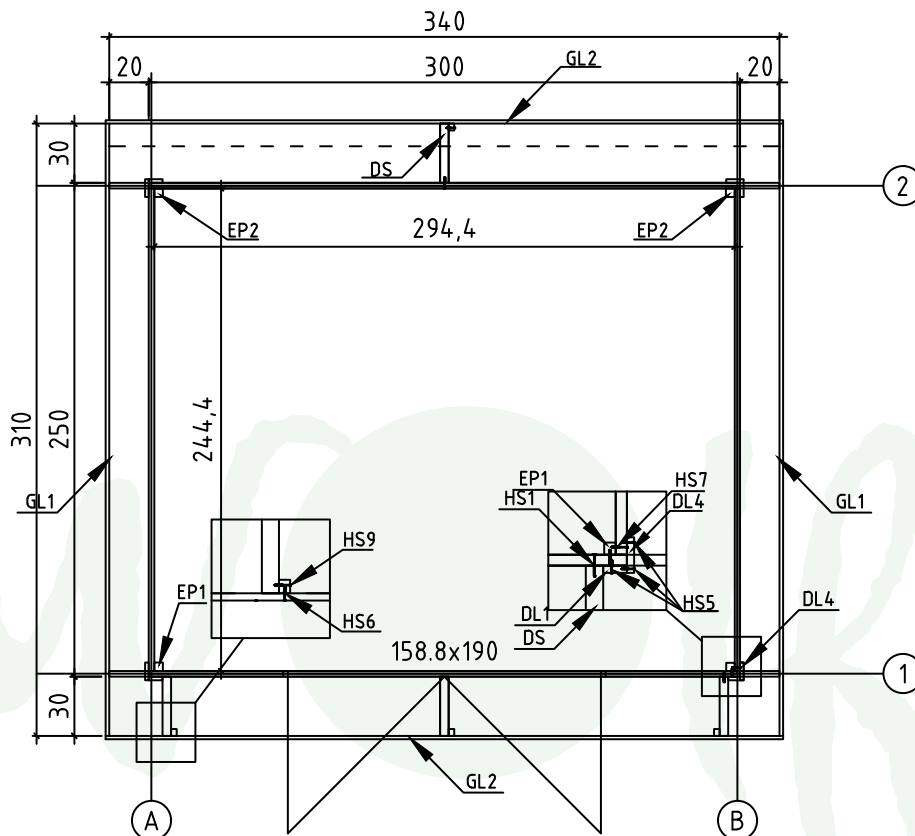
# AUFBAUANLEITUNG

## Calais

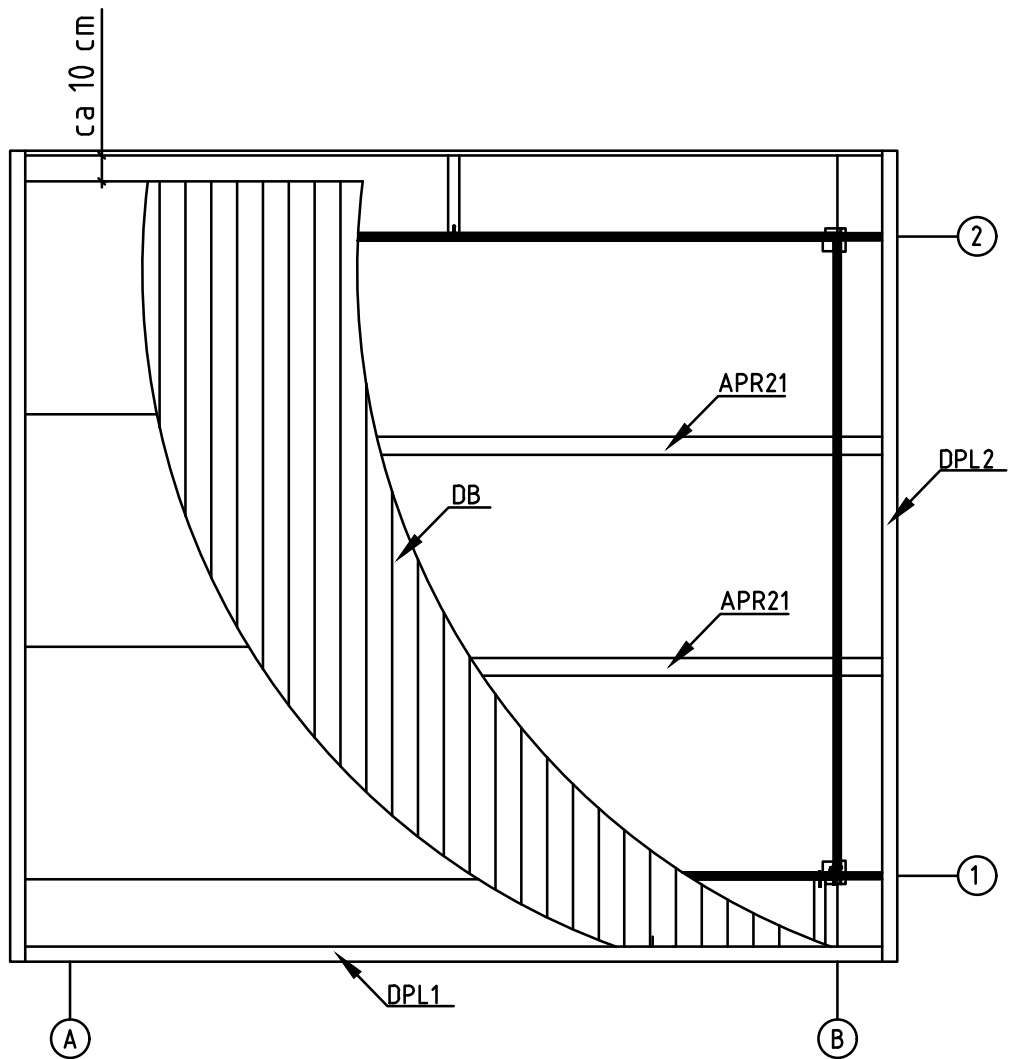
Kontroll-Nummer:



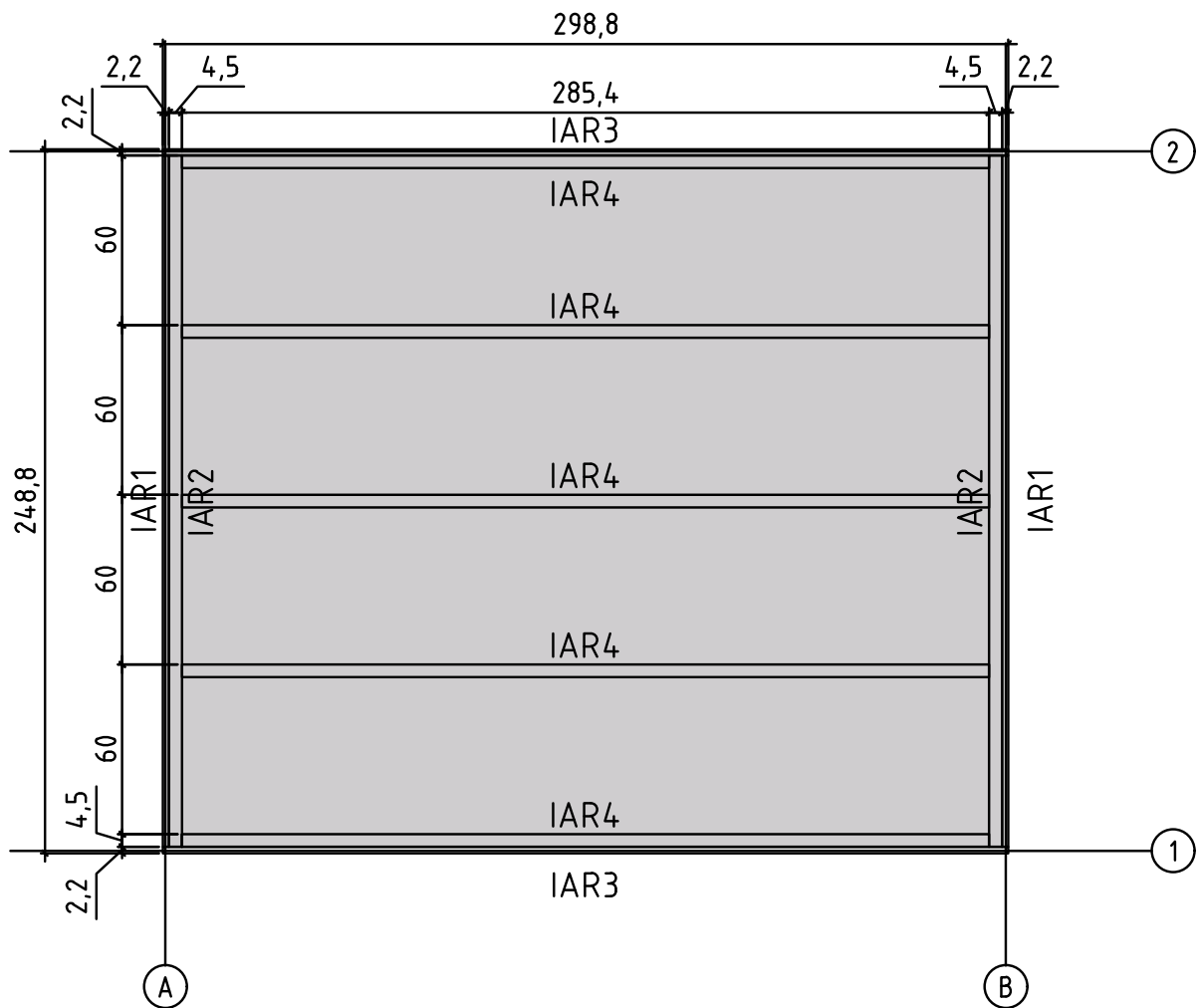
# 3D-Ansicht und Grundriss Calais



# Dachplan Calais







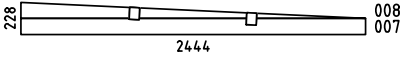
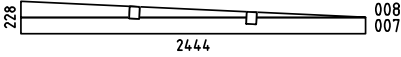
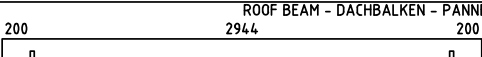





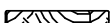
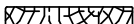











# Lagerholz und Fundamentplan Calais
















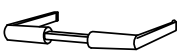

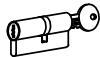
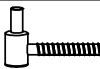

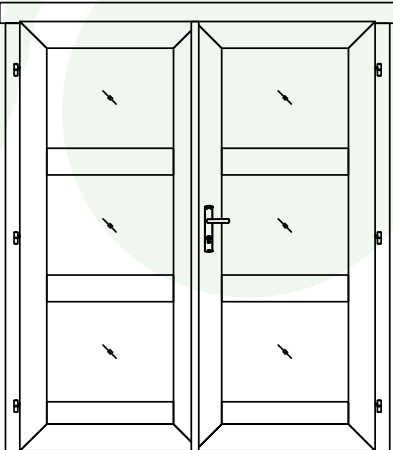
# Teileliste 1

## Calais

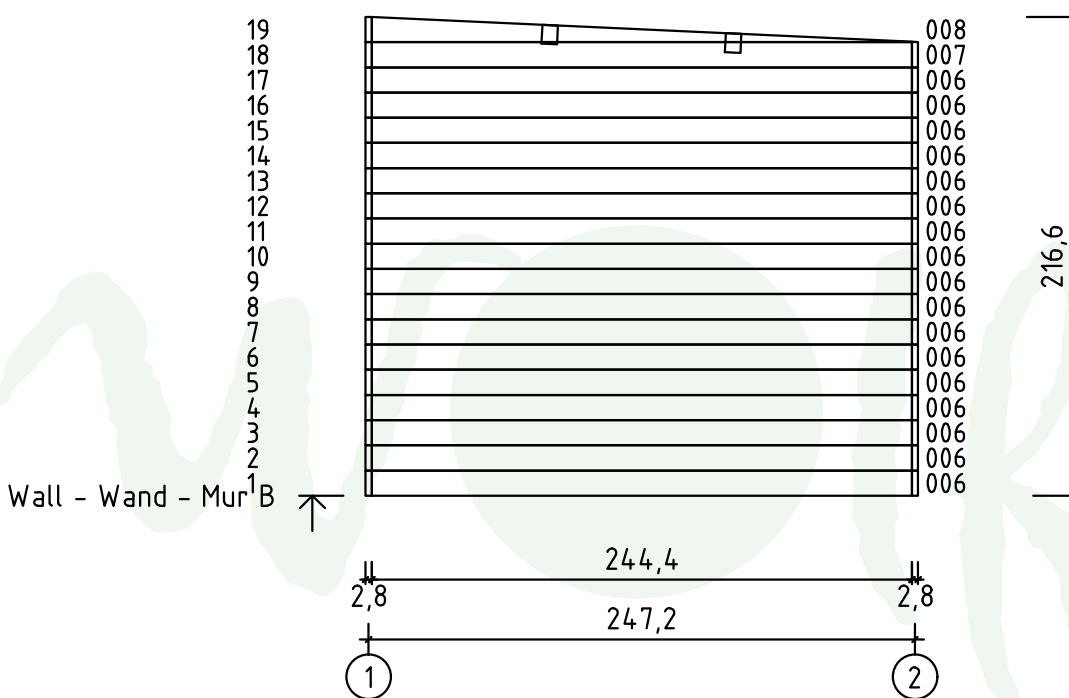
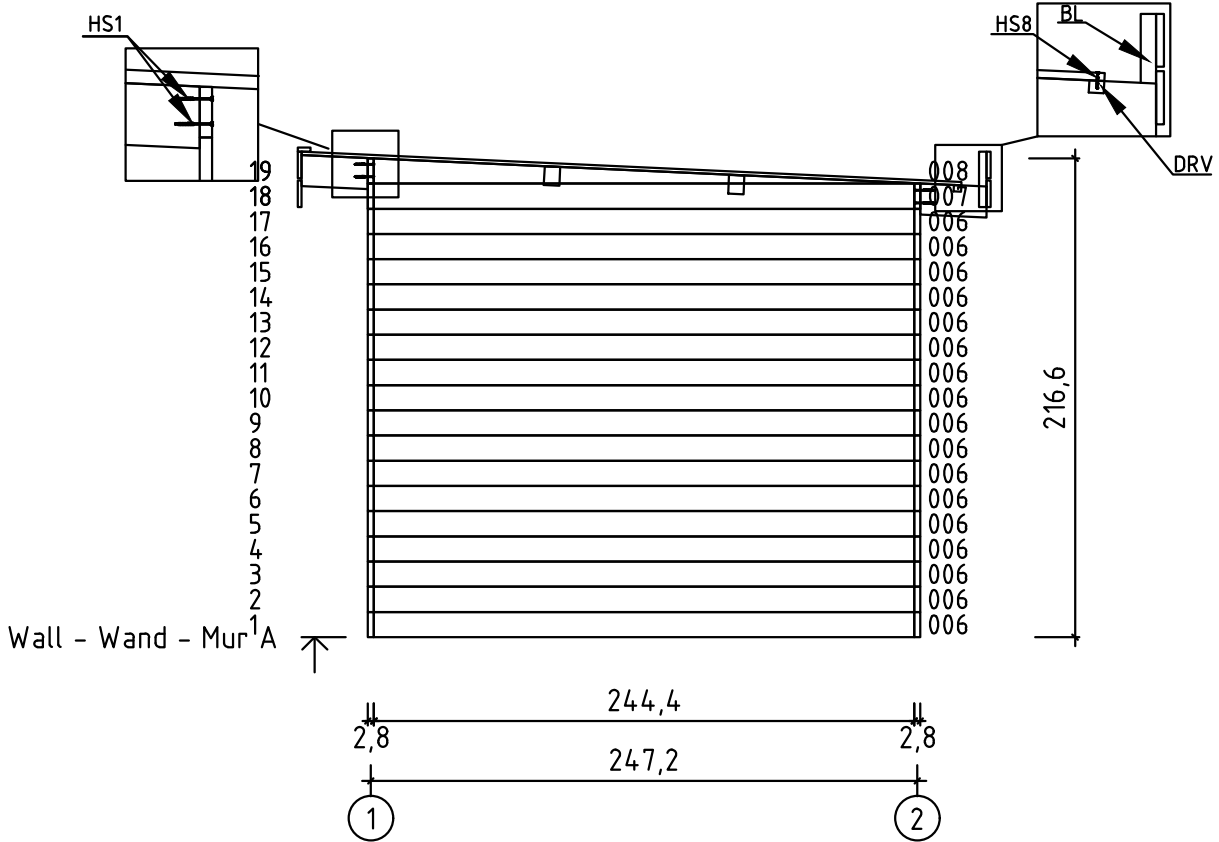
Pos		Q.	P (mm)	L (mm)
001		34	28x114	683
002		1	28x114	3400
003		1	28x114	3400
004		17	28x114	3000
005		1	28x114	3400
006		34	28x114	2444
WA-1		1		
WB-1		1		
APR21		2	70x140	3400
RB	ROOF BOARDS - DACHBRETTER - VOLIGES 	38	90x15	2988
DPL2	ROOFING FELT FILLET - DACHPAPPENLEISTE - BAGUETTE DE FIXATION DU FEUTRE BITUMEUX 	2	18x58	3136
DPL1	ROOFING FELT FILLET - DACHPAPPENLEISTE - BAGUETTE DE FIXATION DU FEUTRE BITUMEUX 	1	18x58	3320
FT	FILLET - LEISTE - LATTES 	1	12x22	1588
DL2	CORNER FILLET - DECKLEISTE - PROFILS DE FINITION ANGLES A L'EXTERIEUR 	2	18x70	2052
DL1	CORNER FILLET - DECKLEISTE - PROFILS DE FINITION ANGLES A L'EXTERIEUR 	2	18x70	2166
DL4	CORNER FILLET - DECKLEISTE - PROFILS DE FINITION ANGLES A L'EXTERIEUR 	4	18x90	1938
EP2	CORNER STUD - ECKPFOSTEN - POTEAUX D'ANGLE POUR FIXATION DES MADRIERS 	2	44x44	2050
EP1	CORNER STUD - ECKPFOSTEN - POTEAUX D'ANGLE POUR FIXATION DES MADRIERS 	2	44x44	2150
DRV	ROOF EDGE REINFORCEMENT - DACHRANDVERSTÄRKUNG - CORNIERE DE RENFORT DE BORD DE TOIT 	2	28x34	1677
TL	FINISHING STRIP FOR DOOR - ABSCHUSSLEISTE FÜR TÜR - MONTANT DE FINITION DES OUVERTURES PORTES 	2	18x28	1910
BL	FIXING SLAT FOR DISTANCE SPACERS - BEFESTIGUNGSLEISTE - RENFORTS PLANCHES DE RIVES 	4	28x34	250
DS	DISTANCE SPACERS FOR GABLE MOULDING - DACHSTÜZEN - SUPPORTS EXTENSION TOITURE 	4	44x140	307
GL1	GABLE MOULDING - GIEBELLEISTE - PLANCHE DE RIVE 	4	18x120	3100
GL2	GABLE MOULDING - GIEBELLEISTE - PLANCHE DE RIVE 	4	18x120	3436
HS6	SCREW FOR GABLE MOULDING - SCHRAUBEN FÜR GIEBELLEISTE - VIS DE FIXATION POUR PLANCHE DE RIVE 	64	3.5x50	

# Teileliste 2

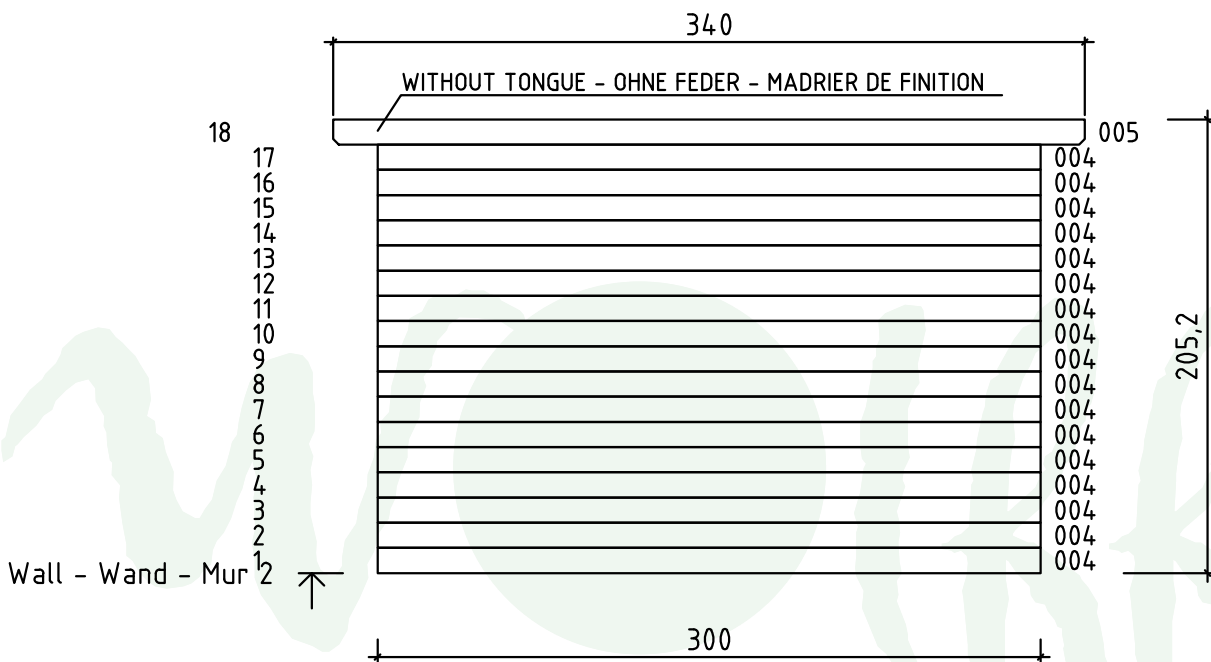
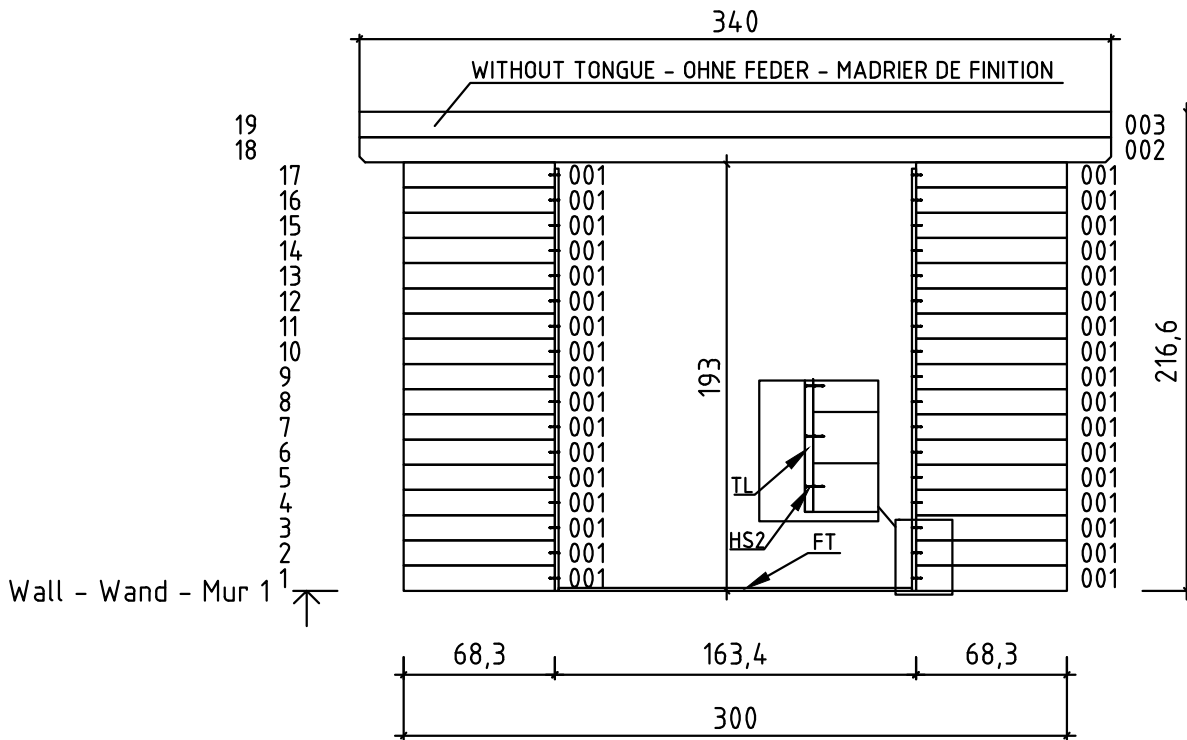
## Calais

Pos			Q.	P (mm)	L (mm)
HS11	SCREW FOR DOOR FILLET - SCHRAUBE ZUR BEFESTIGUNG TÜRLEISTE - VIS D'ASSEMBLAGE DU CADRE DE PORTE		5	3x30	
HS5	SCREW FOR CORNER FILLET - SCHRAUBE ZUR BEFESTIGUNG DECKLEISTE - VIS POUR PROFILS DE FINITION ANGLES A L'EXTERIEUR		48	3x35	
HS8	SCREW FOR ROOF EDGE REINFORCEMENT - SCHRAUBEN FÜR DACHRANDVERSTÄRKUNG - VIS POUR RENFORT DE BORD DE TOIT		12	4x40	
HS2	SCREW FOR FIXING FILLET OF DOOR AND WINDOW - SCHRAUBEN FÜR FIXIRUNGSLEISTE - VIS POUR PROFIL VERTICAL DE FIXATION POUR OUVERTURES DES FEN?TRES ET PORTES		34	4x40	
HS9	SCREW FOR GABLE MOULDING - SCHRAUBEN FÜR GIEBELLEISTE - VIS DE FIXATION POUR PLANCHE DE RIVE		8	4x40	
HS7	SCREWS FOR WALL MOUNTING - SCHRAUBEN FÜR WANDMONTAGE - VIS DE FIXATION AU MUR		296	4x60	
HS3	SCREW FOR ROOF BEAMS - SCHRAUBEN FÜR DACHBALKEN - VIS POUR PANNE DE TOIT		4	5x120	
HS1	SCREW FOR DOOR JAMB - SCHRAUBE FÜR TÜRRAHMEN - VIS DE FIXATION POUR MONTANT DE PORTE		4	5x90	
HS1	SCREW FOR FIXING GABLE MOULDING DISTANCE SPACERS TO THE WALL - SCHRAUBEN FÜR DACHSTÜZEN - VIS DE SUPPORTS EXTENSION TOITURE		8	5x90	
HS12	SCREW FOR DOORSTEP - SCHRAUBEN FÜR SWELLE - VIS DE FIXATION DU SEUIL DE PORTE		3	4.5x65	
	HAMMER BLOCK - SCHLAGHOLZ - CALLE DE FRAPPE		1		
DS1	ZN NAIL FOR ROOF - ZN NÄGEL FÜR DACHBRETTER - POINTES DE FIXATIONS DES VOLIGES DE TOIT		162	2x50	
DS2	ZN NAIL FOR ROOFING FELT FILLET - ZN NAGEL FÜR DACHPAPPENLEISTE - POINTE POUR BAGUETTE FIXATION FEUTRE BITUMEUX		36	2x40	
	DOOR HANDLE FITTINGS - TÜRRGRIFF - SET DE GARNITURES DE SERRURE DE PORTE		1		
	SET OF DOOR LOCK COVERS - SCHLOSSBLENDEN - SET DE GARNITURES DE SERRURE DE PORTE		1		
	CYLINDER LOCK - ZYLINDERSCHLOSS - CYLINDRE DE SERRURE		1	30x35	
	MALE BOLT HINGE FOR DOOR - TÜRRIEGEL - PARTIE MALE DE CHARNIERE DE PORTE		6		
	STRIKER FOR BARREL BOLT - HÜLSE FÜR GRENDELRIEGEL - GACHE AU SOL DU TARGETTE		2		
	DOOR - TÜR - PORTE 1588x1900 TUK.3.030.SVP.MMTb SGC		1		

# Wandplan A und B Calais

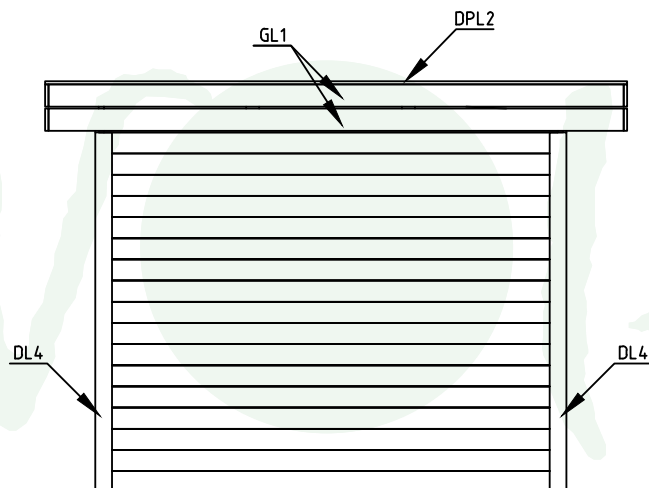
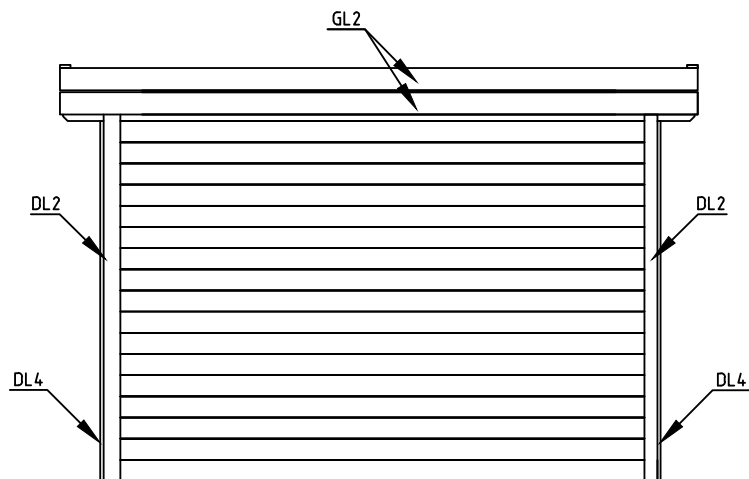
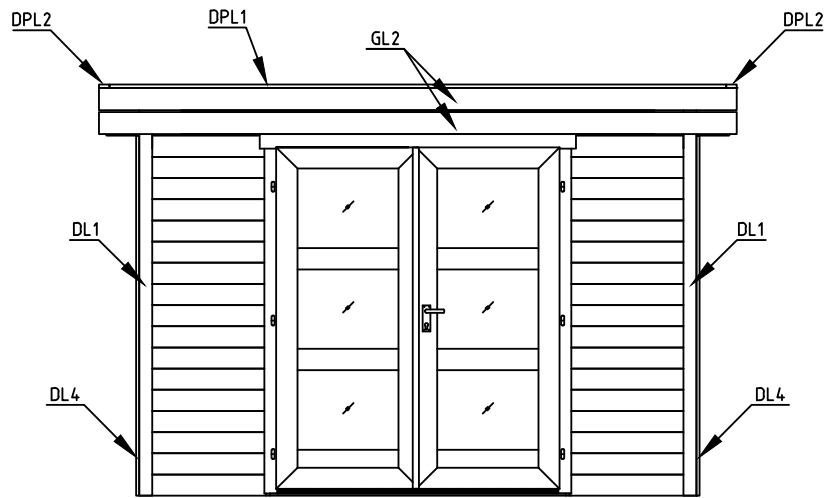


# Wandplan 1 und 2 Calais

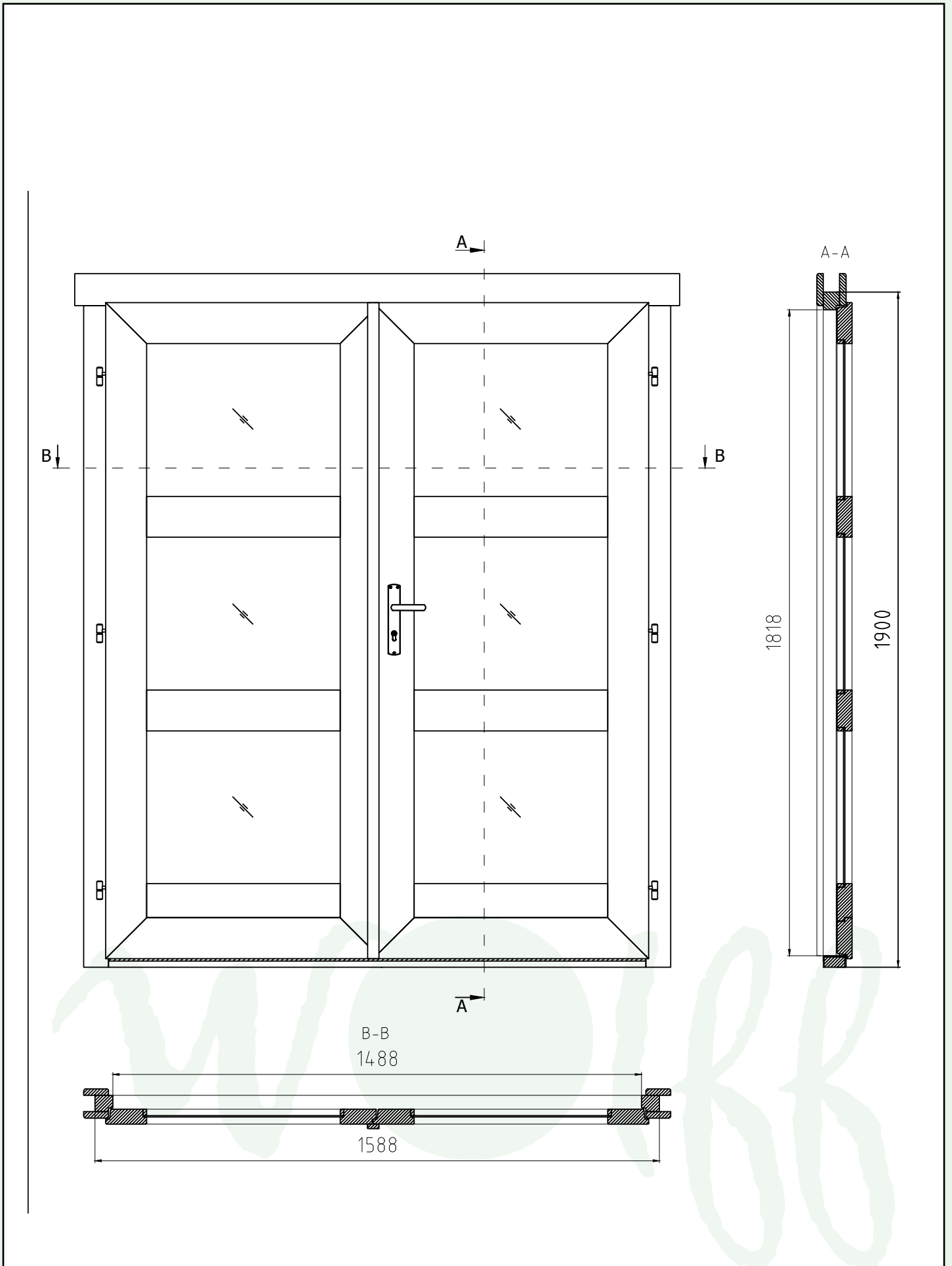




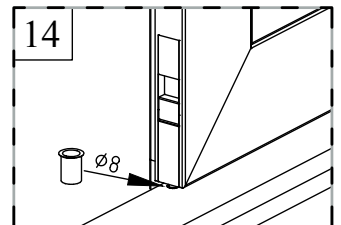
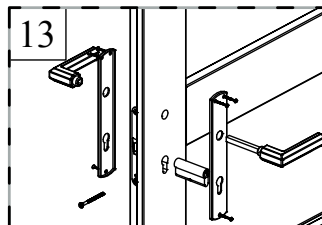
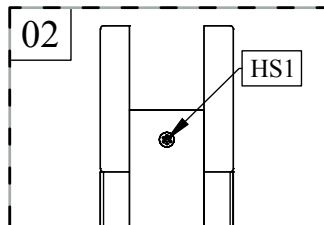
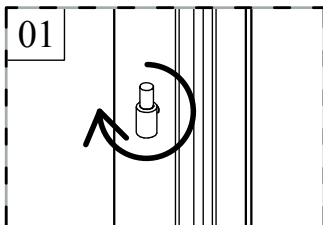
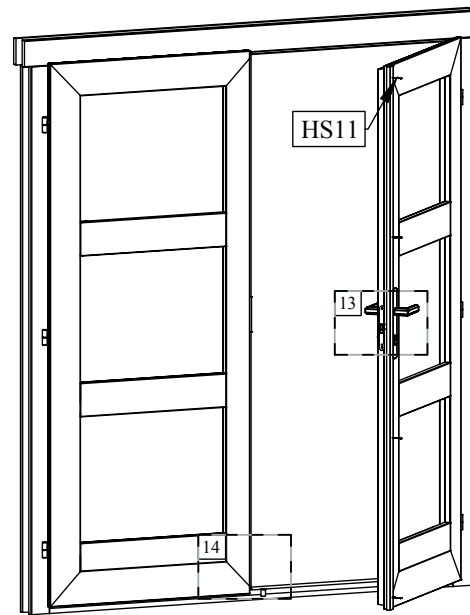
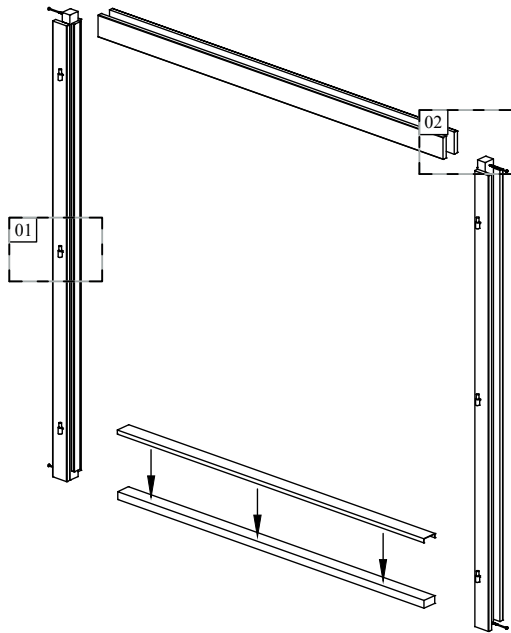
# Ansicht Calais



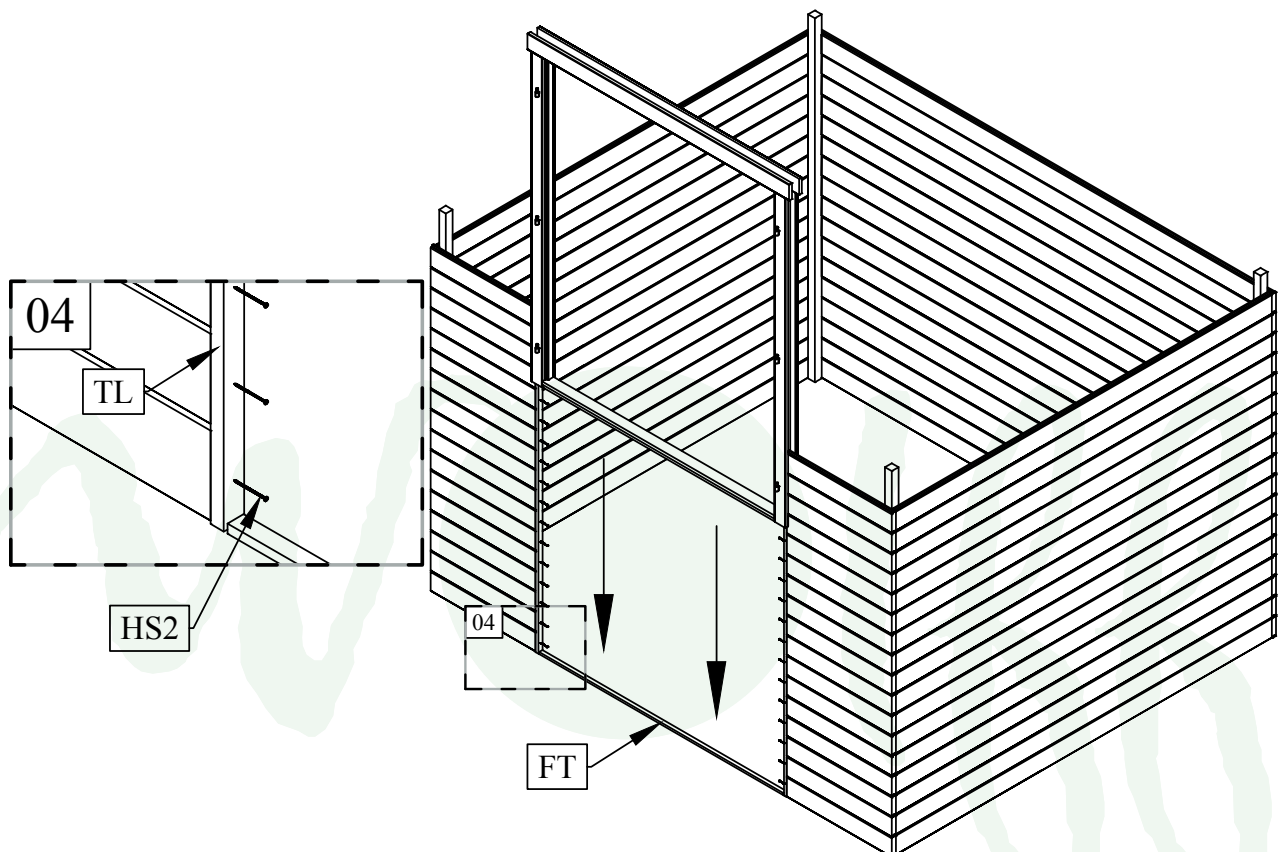
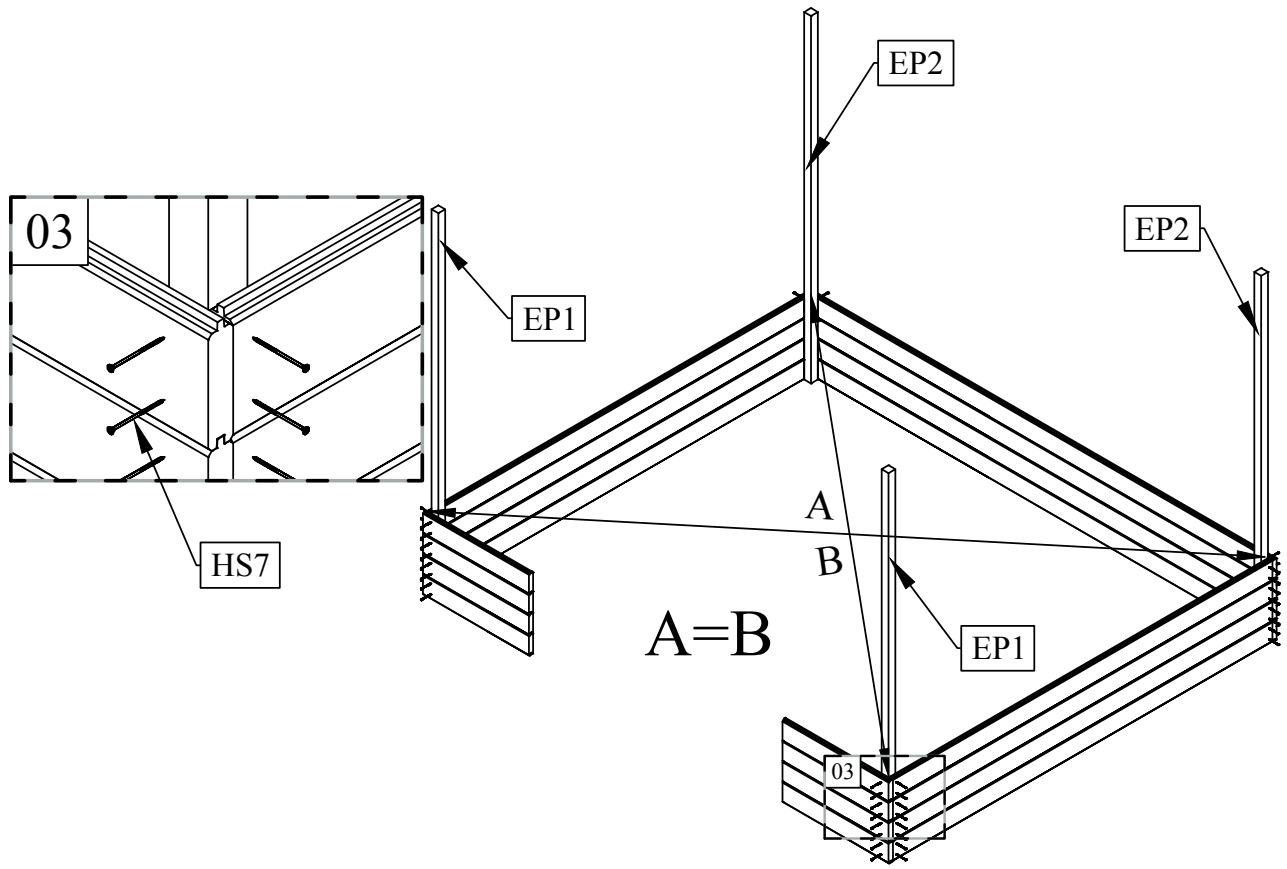
# Türdetails Calais



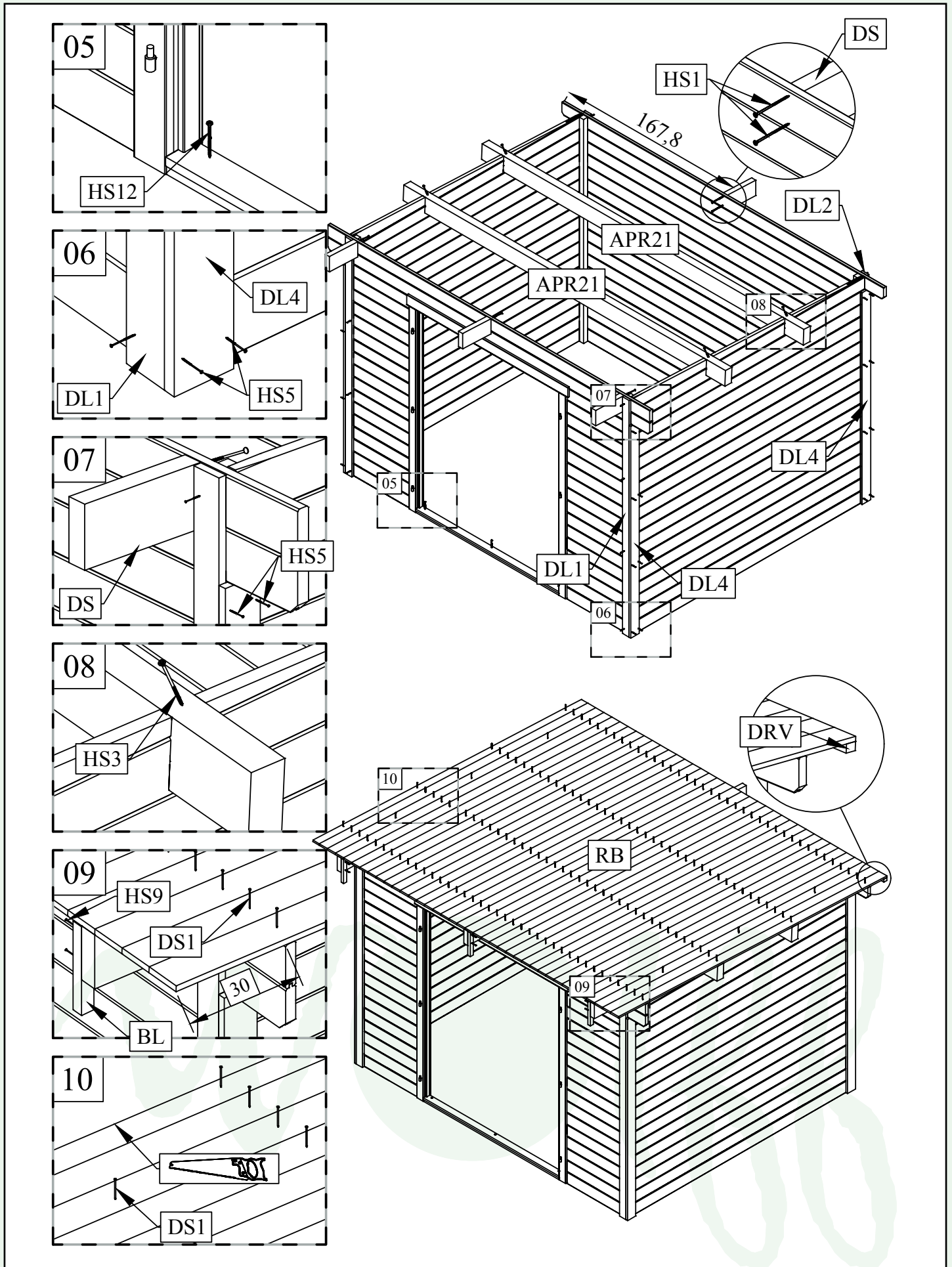
# Aufbau Calais



# Aufbau Calais



# Aufbau Calais



# Aufbau Calais

