

Göteborg 70-D

Wandaußenmaß: 414 x 571 cm

Bohlenstärke: 70 mm



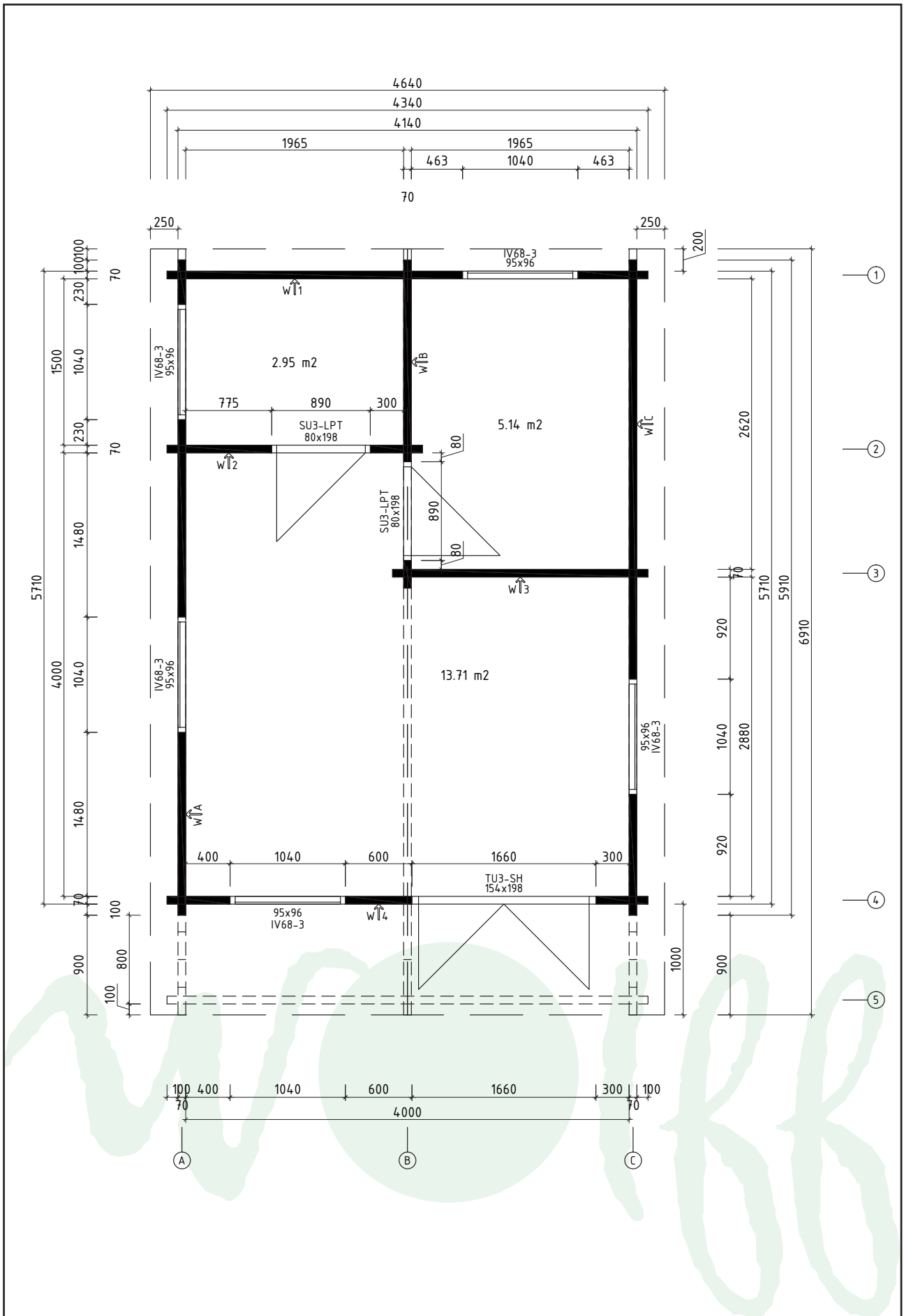
Kontrolliert durch:

Achtung: Alle angegebenen Maße sind ca.-Maße!

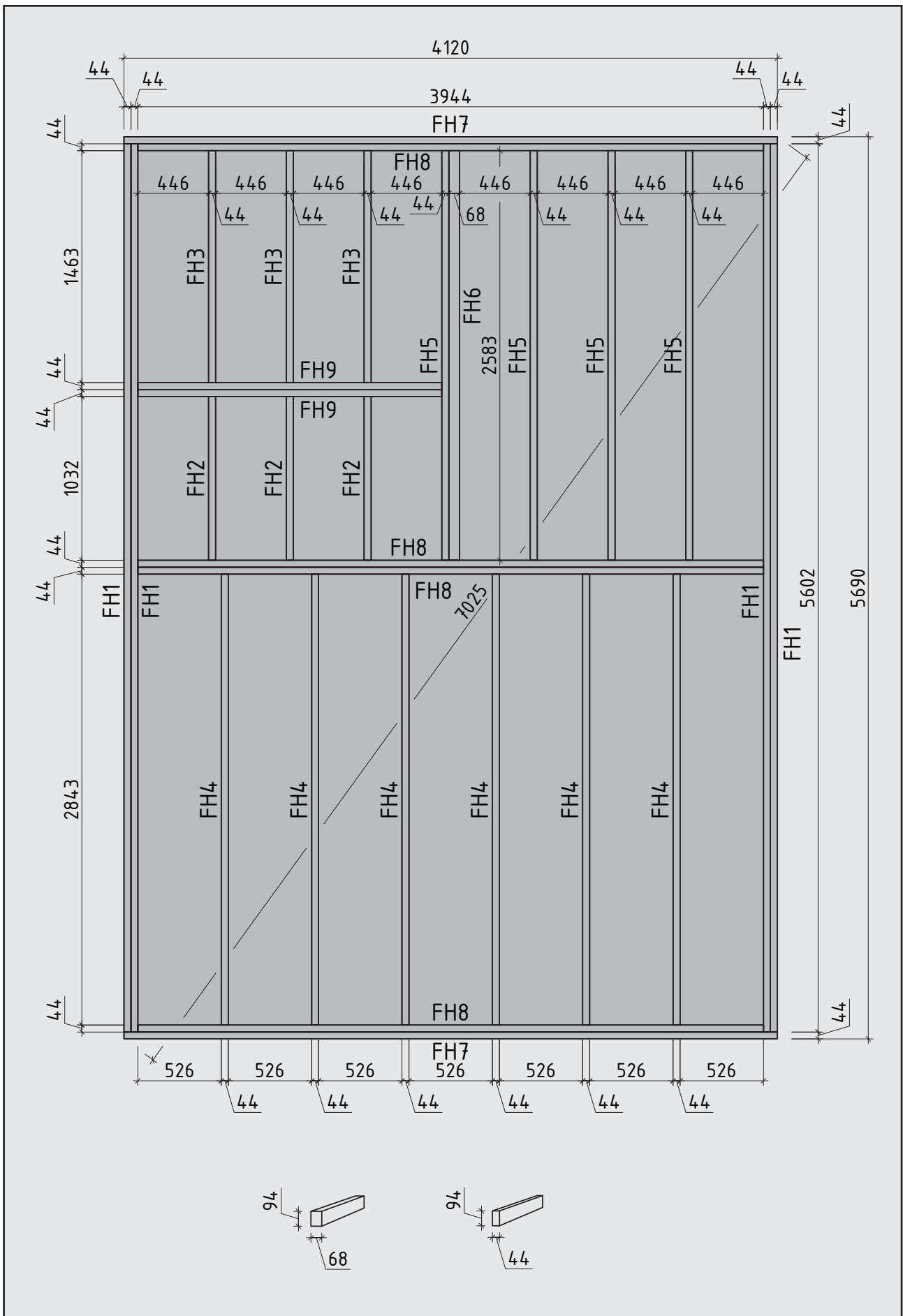
3D-Darstellung und Grundriss Göteborg 70-D Klassik



Grundriss Göteborg 70-D Klassik



Lagerholzplan und Fundamentplan Göteborg 70-D Klassik




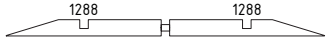
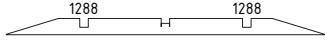

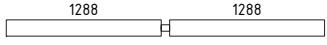
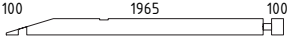
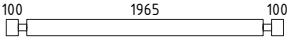
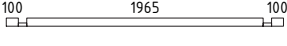
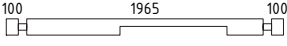

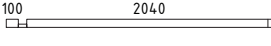
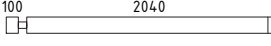

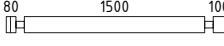



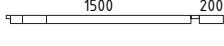



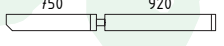

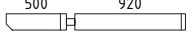

Teileliste 1

Göteborg 70-D Klassik

| Pos | | Stck | Profil (mm) | Länge (mm) |
|-----|--|------|-------------|------------|
| 001 | | 7 | 70x135 | 5910 |
| 002 | | 1 | 70x135 | 5910 |
| 003 | | 7 | 70x135 | 5910 |
| 004 | | 1 | 70x135 | 5910 |
| 005 | | 1 | 70x135 | 5105 |
| 006 | | 1 | 70x67 | 5105 |
| 007 | | 1 | 70x135 | 5105 |
| 008 | | 1 | 70x135 | 5105 |
| 009 | | 1 | 70x135 | 4840 |
| 010 | | 1 | 70x68 | 4340 |
| 011 | | 1 | 70x135 | 4340 |
| 012 | | 1 | 70x135 | 4340 |
| 013 | | 2 | 70x135 | 4340 |
| 014 | | 1 | 70x135 | 4340 |
| 015 | | 8 | 70x135 | 4340 |
| 016 | | 1 | 70x135 | 4340 |
| 017 | | 1 | 70x68 | 4340 |
| 018 | | 1 | 70x135 | 3985 |
| 019 | | 1 | 70x135 | 3985 |
| 020 | | 1 | 70x135 | 3780 |
| 021 | | 6 | 70x135 | 3780 |
| 022 | | 3 | 70x135 | 2960 |
| 023 | | 1 | 70x135 | 2960 |
| 024 | | 1 | 70x135 | 2925 |
| 025 | | 1 | 70x135 | 2925 |

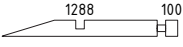

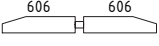
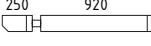
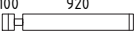
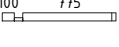
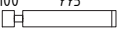
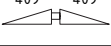

















Teileliste 2

Göteborg 70-D Klassik

| Pos | | Stck | Profil (mm) | Länge (mm) |
|-----|---|------|-------------|------------|
| 026 |  | 7 | 70x135 | 2668 |
| 027 |  | 1 | 70x135 | 2646 |
| 028 |  | 1 | 70x135 | 2646 |
| 029 |  | 1 | 70x135 | 2646 |
| 030 |  | 1 | 70x135 | 2646 |
| 031 |  | 2 | 70x135 | 2305 |
| 032 |  | 17 | 70x135 | 2305 |
| 033 |  | 1 | 70x68 | 2305 |
| 034 |  | 1 | 70x135 | 2305 |
| 035 |  | 1 | 70x135 | 2300 |
| 036 |  | 1 | 70x68 | 2210 |
| 037 |  | 7 | 70x135 | 2210 |
| 038 |  | 1 | 70x135 | 2050 |
| 039 |  | 15 | 70x135 | 1820 |
| 040 |  | 1 | 70x135 | 1805 |
| 041 |  | 1 | 70x135 | 1805 |
| 042 |  | 1 | 70x135 | 1805 |
| 043 |  | 1 | 70x67 | 1805 |
| 044 |  | 1 | 70x135 | 1800 |
| 045 |  | 1 | 70x135 | 1780 |
| 046 |  | 6 | 70x135 | 1780 |
| 047 |  | 1 | 70x135 | 1740 |
| 048 |  | 4 | 70x135 | 1650 |
| 049 |  | 1 | 70x135 | 1490 |
| 050 |  | 1 | 70x135 | 1470 |






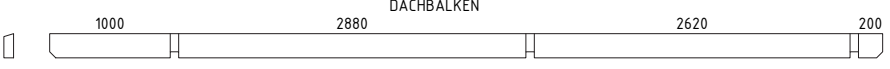
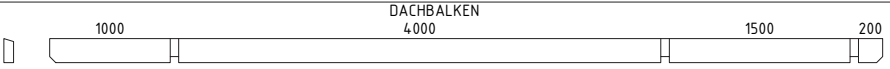









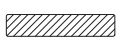








Teileliste 3

Göteborg 70-D Klassik

| Pos | | Stck | Profil (mm) | Länge (mm) |
|-----|---|------|-------------|------------|
| 051 |  | 2 | 70x135 | 1458 |
| 052 |  | 2 | 70x135 | 1458 |
| 053 |  | 2 | 70x135 | 1283 |
| 054 |  | 1 | 70x135 | 1240 |
| 055 |  | 4 | 70x135 | 1090 |
| 056 |  | 1 | 70x68 | 945 |
| 057 |  | 14 | 70x135 | 945 |
| 058 |  | 2 | 70x124 | 889 |
| 059 |  | 2 | 70x135 | 776 |
| 060 |  | 7 | 70x135 | 633 |
| 061 |  | 7 | 70x135 | 600 |
| 062 |  | 2 | 70x124 | 579 |
| 063 |  | 7 | 70x135 | 570 |
| 064 |  | 2 | 70x68 | 470 |
| 065 |  | 28 | 70x135 | 470 |
| 066 |  | 7 | 70x135 | 400 |
| 067 |  | 6 | 70x117 | 384 |
| 068 |  | 15 | 70x135 | 250 |
| 069 |  | 4 | 70x54 | 177 |
| 070 |  | 2 | 70x54 | 177 |
| FH6 | FUNDAMENTHÖLZER (imprägniert)  | 1 | 68x94 | 2583 |
| FH1 | FUNDAMENTHÖLZER (imprägniert)  | 4 | 44x94 | 5602 |
| FH7 | FUNDAMENTHÖLZER (imprägniert)  | 2 | 44x94 | 4120 |
| FH8 | FUNDAMENTHÖLZER (imprägniert)  | 4 | 44x94 | 3944 |
| FH4 | FUNDAMENTHÖLZER (imprägniert)  | 6 | 44x94 | 2843 |

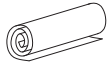



















Teileliste 4

Göteborg 70-D Klassik

| Pos | | Stck | Profil (mm) | Länge (mm) | |
|------|--|---------|-------------|------------|-----------|
| FH5 | FUNDAMENTHÖLZER (imprägniert)  | 4 | 44x94 | 2583 | |
| FH9 | FUNDAMENTHÖLZER (imprägniert)  | 2 | 44x94 | 1916 | |
| FH3 | FUNDAMENTHÖLZER (imprägniert)  | 3 | 44x94 | 1463 | |
| FH2 | FUNDAMENTHÖLZER (imprägniert)  | 3 | 44x94 | 1032 | |
| LE1 | LEISTE  | 1 | 58x18 | 2780 | |
| DB2 | DACHBALKEN  | 2 | 80x200 | 6910 | |
| DB1 | DACHBALKEN  | 2 | 80x200 | 6910 | |
| | DACHBRETTER  | 124+1 | 113x18 | 2425 | |
| | FUSSBODENBRETTER  | 26+1 | 113x28 | 3995 | |
| | FUSSBODENBRETTER  | 48 | 113x28 | 1960 | |
| | ABDECKLEISTEN für Decke (innen)  | ✓ | 15x28 | 46,0 lfdm | |
| | FUSSBODENLEISTE  | ✓ | 14x55 | 35,0 lfdm | |
| G2-1 | GIEBELBRETTER 90X18  | 16,9° ✓ | 4 | 90x18 | 2505 |
| G1-1 | GIEBELBRETTER 120X18  | 16,9° ✓ | 4 | 120x18 | 2505 |
| G5-1 | GIEBELDECKLEISTE 58X18  | ✓ | 4 | 58x18 | 2505 |
| G3-1 | GIEBELLEISTE 58X18  | 16,9° ✓ | 4 | 58x18 | 2505 |
| T2-1 | TRAUFENBRETTER 90X18  | | 4 | 90x18 | 3455 |
| T4-1 | TRAUFENLEISTE 40x18  | ✓ | | 40x18 | 14,0 lfdm |
| GS | Giebelsegment  | 2 | | | |
| TL-1 | T-LEISTE 70x48  | 10 | 70x48 | 895 | |
| TL-2 | T-LEISTE 70x48  | 4 | 70x48 | 1910 | |
| TL-3 | T-LEISTE 70x48  | 2 | 70x48 | 1975 | |
| SH | Schlaghölzer  | 3 | | | |
| ML1 | Metallstange  | 3 | D10 | 430 | |
| ML2 | Metallstange  | 4 | D10 | 360 | |

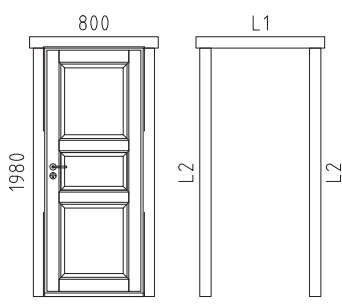
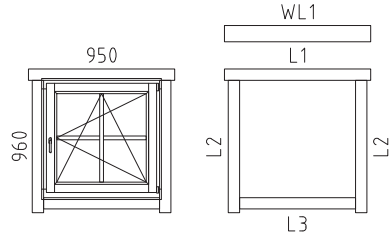
Teileliste 5

Göteborg 70-D Klassik

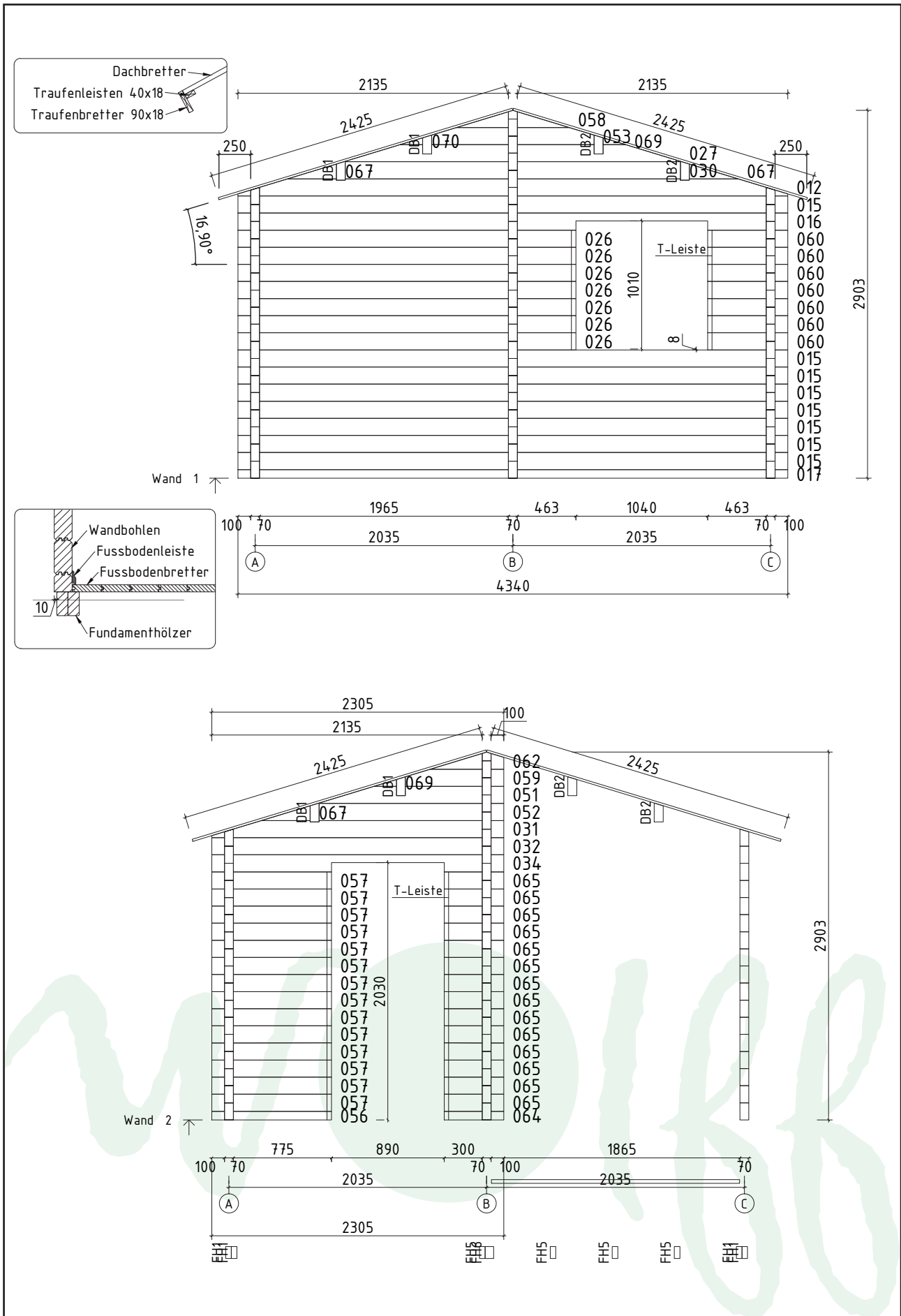
| Pos | | Stck | Profil (mm) | Länge (mm) |
|------|---|------|-------------|------------|
| | DACHPAPPE  ✓ | | 7,0m-6st. | 45,0 lfdm |
| NG3 | DACHPAPPNÄGEL 2.0x18  | 690 | | |
| NG1 | NÄGEL 2.5x50 Dachbretter  | 992 | | |
| NG2 | NÄGEL 2.5x60 Fussbodenbretter  | 920 | | |
| SR01 | SCHRAUBEN 3.0x30 Abdeckleisten 28x15, Fbleiste Traufenleiste 40x18  | 200 | | |
| SR03 | SCHRAUBEN 3.5x45 Giebelleisten, Giebelbretter Traufenbretter, Giebelsegment Verbindungstreifen Tür- und Fensterleisten  | 351 | | |
| SR05 | SCHRAUBEN 4.0x60 Wasserleiste WL1  | 19 | | |
| SR11 | SCHRAUBEN 5.0x100 Fundamenthölzer  | 112 | | |
| HK2 | HOLZ-KLOTZEN für verbinden der Wandbohlen (122mm)   | 1 | | |
| VS | VERBINDUNGSSSTREIFEN für verbinden der Wandbohlen   | 6 | | |
| KL1 | Gewindestange M8  | 4 | | 2000 |
| KL2 | Gewindestange M8  | 2 | | 338 |
| KL3 | Gewindestange M8  ✓ | 4 | | 325 |
| | Mutter M8 U-Scheibe Ø25   | 12 | | |
| | Befestigungsmutter M8  | 4 | | |
| | DICHTUNGSBAND (letzte Bohlenkranz Seitenwänder)  | | | 14,0 lfdm |
| | <p style="text-align: center;">TÜR 1540x1980</p>  <p style="text-align: center;">TU3-SH</p> <p>L1 18x90 L=1780mm 2 Stck. L2 18x90 L=1980mm 4 Stck. ✓ WL1 36x129 L=1780mm 1 Stck. DIN rechts</p> | 1 | TU3-SH | |

Teileliste 6

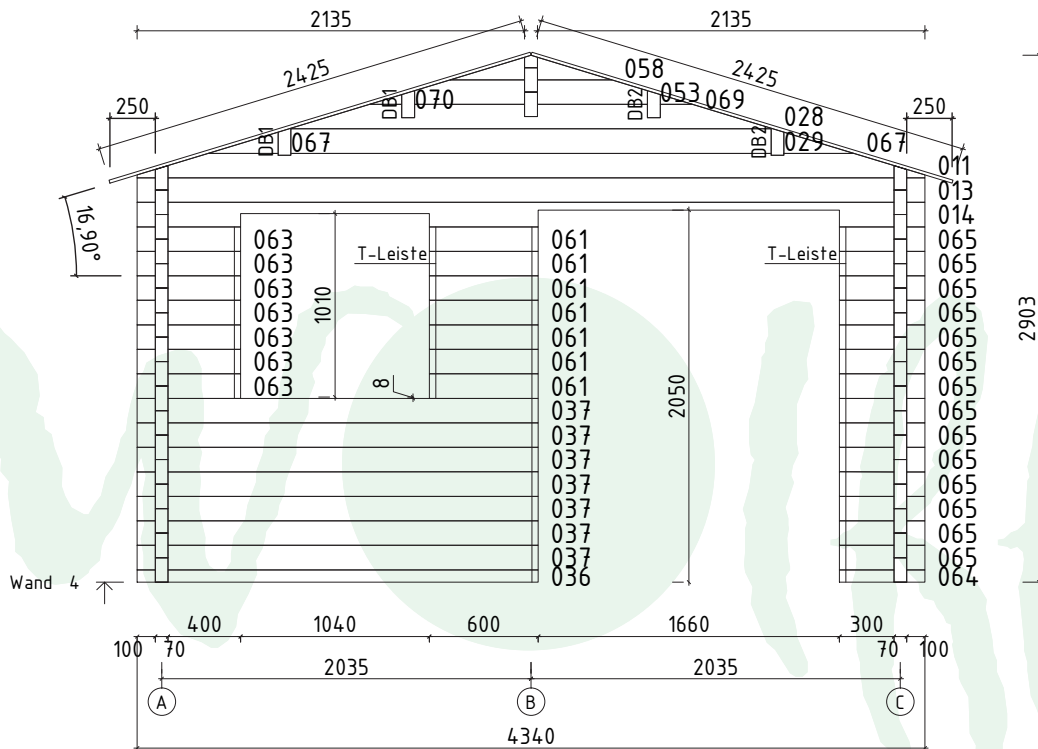
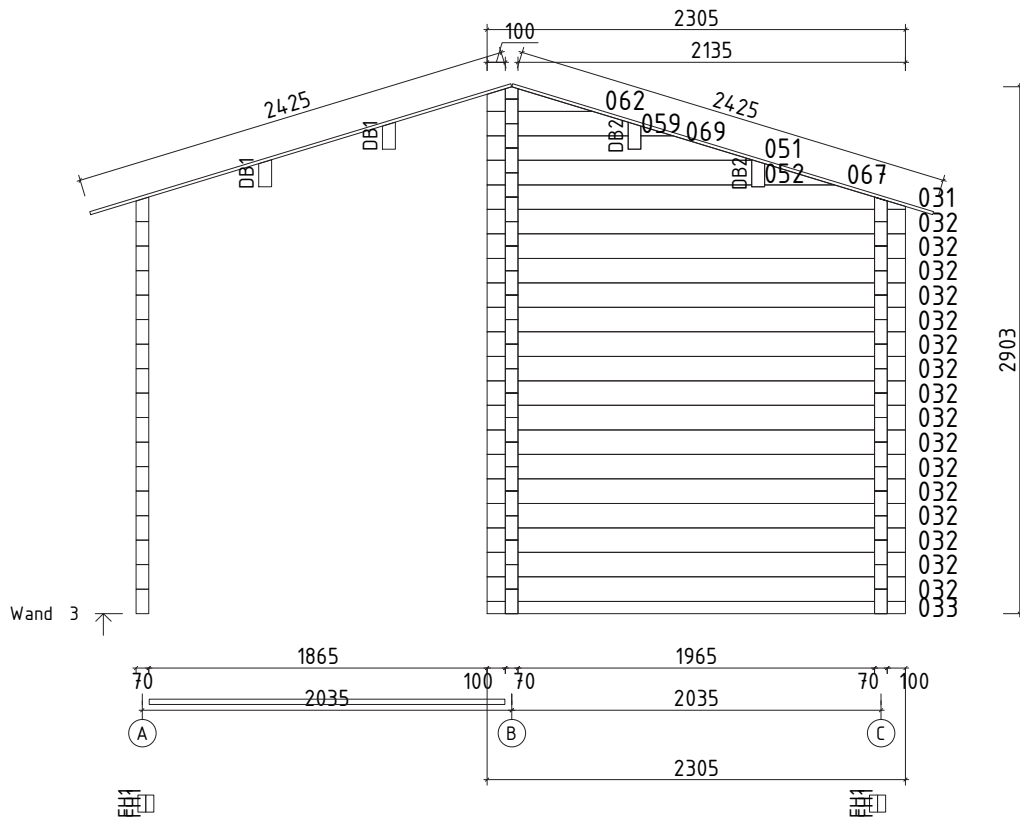
Göteborg 70-D Klassik

| Pos | | Stck. | Profil (mm) | Länge (mm) |
|-----|---|-------|-------------|------------|
| | <p>TÜR 800x1980</p>  <p style="margin-left: 150px;">SU3_LPT</p> <p style="margin-left: 150px;">L1 18x90 L=1020mm 2 Stck. L2 18x90 L=1970mm 4 Stck. ✓</p> <p style="margin-left: 150px;">DIN 2xlinks</p> | 2 | SU3-LPT | |
| | <p>FENSTER 950x960</p>  <p style="margin-left: 150px;">IV68-3</p> <p style="margin-left: 150px;">L1 18x90 L=1160mm 2 Stck. L2 18x90 L=1050mm 4 Stck. L3 18x90 L=920mm 2 Stck. ✓ WL1 36x129 L=1160mm 1 Stck.</p> | 5 | IV68-3 | |
| | | | | |
| | | | | |
| | | | | |
| | | | | |
| | | | | |
| | | | | |
| | | | | |
| | | | | |
| | | | | |
| | | | | |
| | | | | |
| | | | | |
| | | | | |
| | | | | |
| | | | | |
| | | | | |
| | | | | |
| | | | | |
| | | | | |
| | | | | |
| | <p>✓ - bitte selber anpassen (falls nötig)!</p> | | | |

Wandplan 1 und 2 Göteborg 70-D Klassik

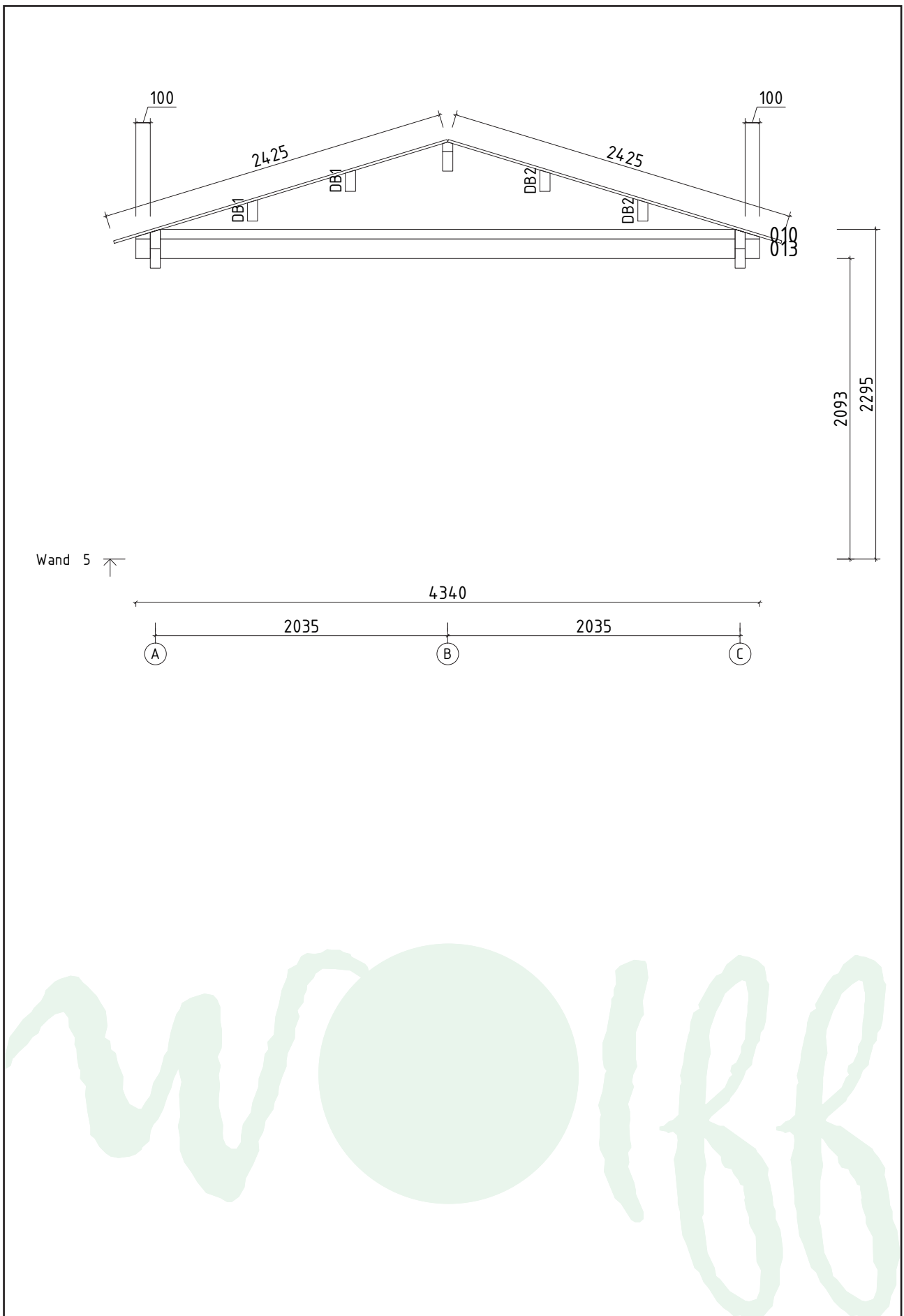


Wandplan 3 und 4 Göteborg 70-D Klassik

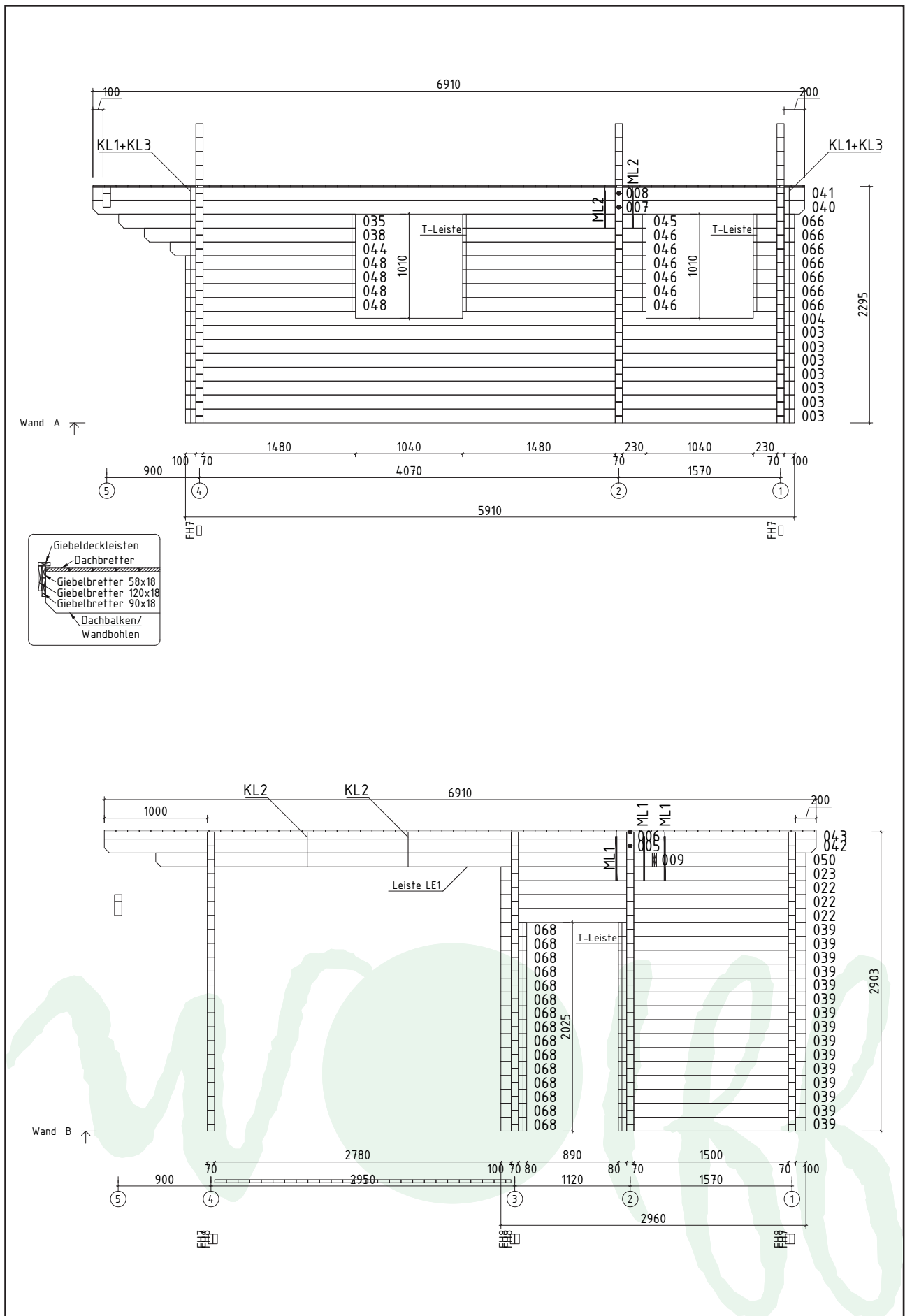


Wandplan 5

Göteborg 70-D Klassik



Wandplan A und B Göteborg 70-D Klassik



Wandplan C

Göteborg 70-D Klassik

