

# Göteborg 70-E

Wandaußenmaß: 414 x 571 cm

Bohlenstärke: 70 mm

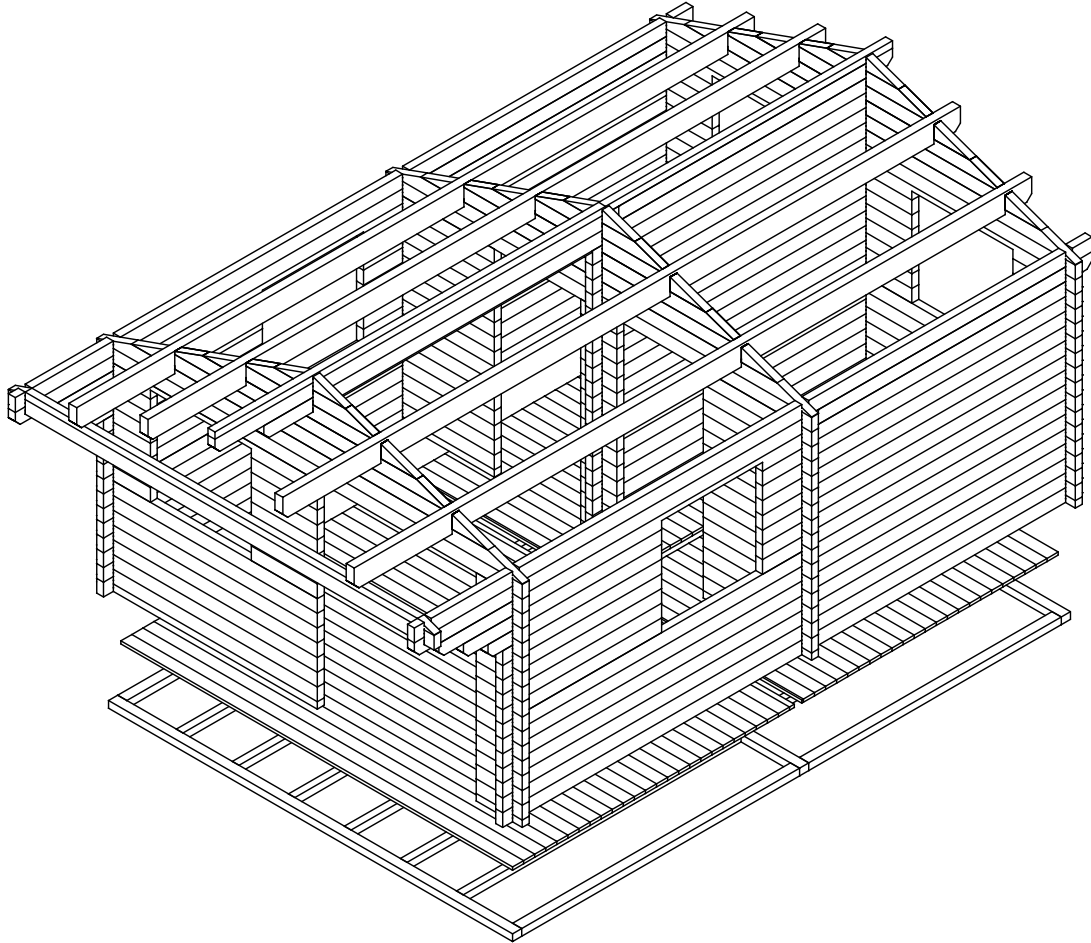
Göteborg 70-B



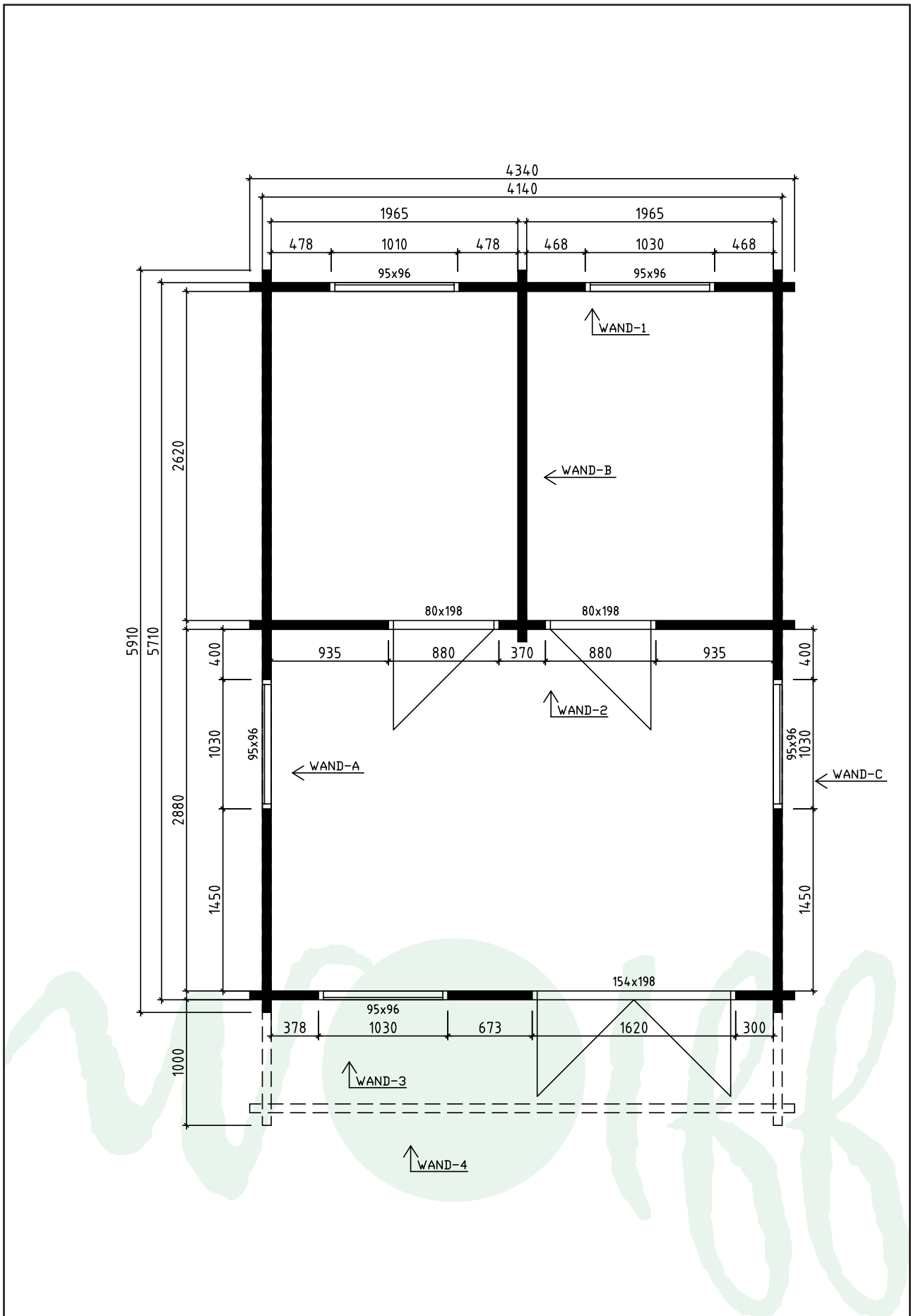
Kontrolliert durch:

Achtung: Alle angegebenen Maße sind ca.-Maße!

# 3D-Ansicht Göteborg 70-E

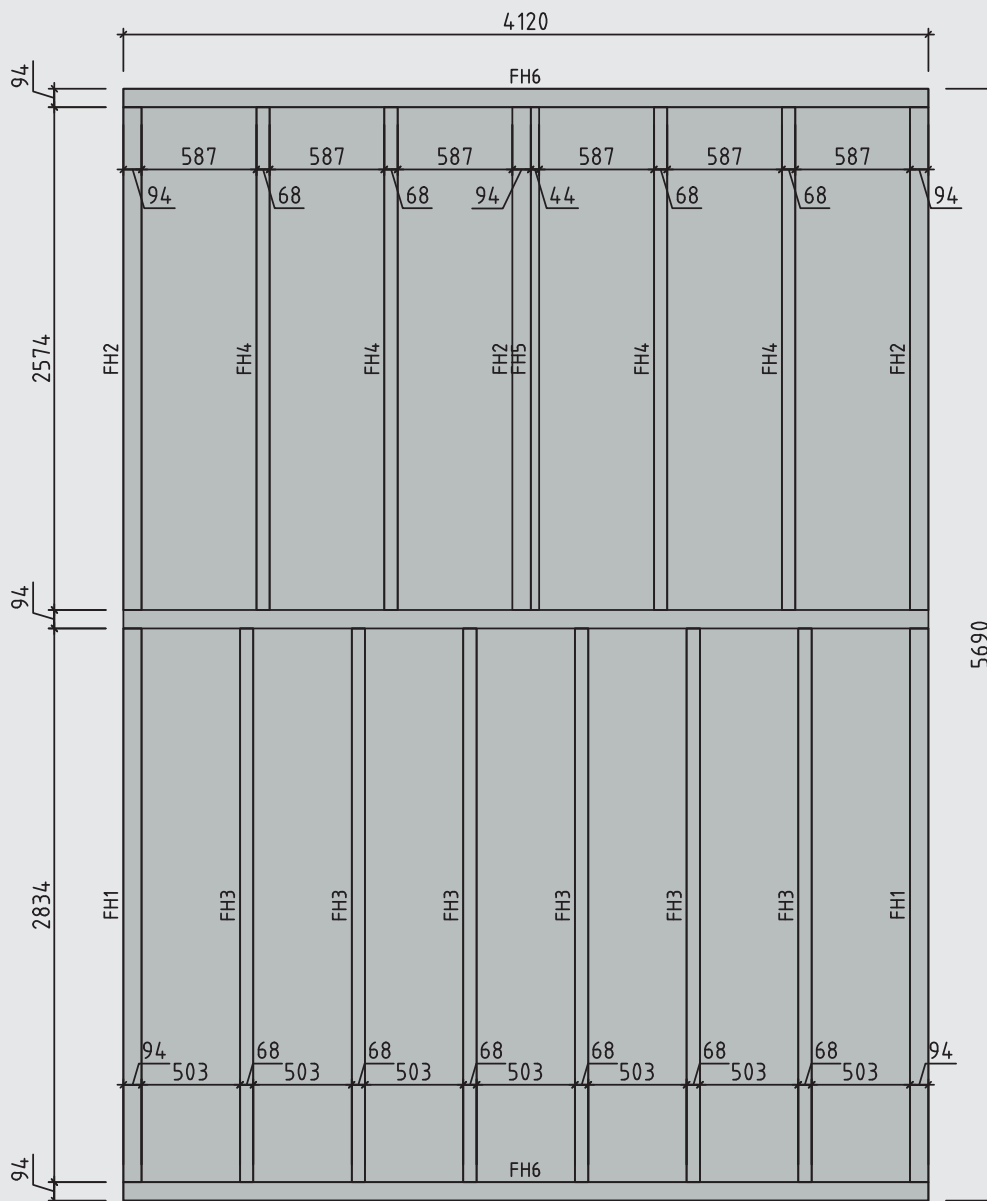


# Grundriss Göteborg 70-E



# Lagerholzplan und Fundamentplan Göteborg 70-E

Wir empfehlen als Fundament für Ihr Gartenhaus eine vollflächig, festgegründete gepflasterte oder betonierte Fläche.  
Wahlweise ist auch ein Punkt- oder Streifenfundament möglich.



Dieser Fundamentplan ist ein unverbindlicher Vorschlag und kann individuell verändert werden!

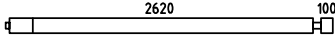

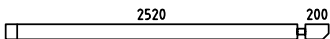
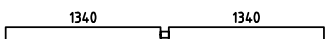


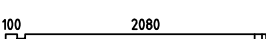


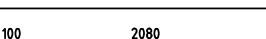

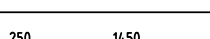
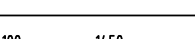



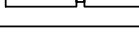








# Teileliste 1

## Göteborg 70-E

Pos		Stck	Profil (mm)	Länge (mm)
001		14	70x130	5910
002		2	70x130	4340
003		1	70x65	4340
004		1	70x130	4340
005		2	70x130	4340
006		9	70x130	4340
007		1	70x130	4340
008		1	70x65	4340
009		1	70x130	4120
010		2	70x130	4120
011		1	70x130	3985
012		1	70x130	3985
013		1	70x65	3985
014		2	70x130	3735
015		1	70x130	3485
016		2	70x130	3260
017		12	70x130	3260
018		19	70x130	2960
019		1	70x130	2960
020		1	70x65	2925
021		1	70x130	2925
022		1	70x130	2925
023		2	70x130	2909
024		1	70x130	2909
025		2	70x130	2825
























# Teileliste 2

## Göteborg 70-E

Pos		Stck	Profil (mm)	Länge (mm)
026		1	70x130	2825
027		2	70x130	2790
028		1	70x130	2790
029		2	70x130	2749
030		1	70x130	2749
031		1	70x65	2250
032		4	70x130	2250
033		1	70x130	2250
034		2	70x130	2250
035		1	70x130	2250
036		2	70x130	2020
037		2	70x130	1770
038		10	70x130	1620
039		3	70x130	1455
040		1	70x130	1295
041		2	70x130	1295
042		2	70x65	1105
043		30	70x130	1105
044		7	70x130	1005
045		3	70x117	727
046		2	70x130	673
047		1	70x130	673
048		4	70x130	673
049		14	70x130	638
050		7	70x130	548










# Teileliste 3

## Göteborg 70-E

Pos		Stck	Profil (mm)	Länge (mm)
051		1	70x65	470
052		9	70x130	470
053		2	70x130	470
054		4	70x130	470
055		1	70x65	370
056		15	70x130	370
057		6	70x130	364
058		6	70x130	364
059	-	6	70x29	80
060	-	6	70x29	80
FH6	FUNDAMENTHÖLZER 	3	94x68	4120
FH1	FUNDAMENTHÖLZER 	2	94x68	2834
FH2	FUNDAMENTHÖLZER 	3	94x68	2574
FH3	FUNDAMENTHÖLZER 	6	68x68	2834
FH4	FUNDAMENTHÖLZER 	4	68x68	2574
FH5	FUNDAMENTHÖLZER 	1	44x68	2574
LE1	LEISTE 	1	60x18	2780
DB2	DACHBALKEN 	2	80x200	6910
DB1	DACHBALKEN 	2	80x200	6910
	FUSSBODENBRETTER 	26+1	113x28	3995
	FUSSBODENBRETTER 	48	113x28	1960
	DACHBRETTER 	124+1 160+1	113x18 88x18	2465
	ABDECKLEISTEN 	✓	15x28	22,0
	FUSSBODENLEISTE 	✓	14x55	32,0
	TRAULENLEISTE 	8	40x18	1728

# Teileliste 4

## Göteborg 70-E

Pos		Stck	Profil (mm)	Länge (mm)
	GIEBELBRETTER  19,7° ✓	4	94x18	2545
	GIEBELDECKLEISTE  ✓	4	60x18	2545
	GIEBELLEISTE  19,7° ✓	4	60x18	2545
	GIEBELZIERBRETTER  19,7° ✓	4	120x18	2545
	TRAUFENBRETTER 	4	94x18	3455
	Giebelsegment 	2		
	FENSTER 950x960	5	No 3	
	TÜR 1540x1980 DIN rechts	1	No 12	
	TÜR 800x1980 DIN 1xrechts/1xlinks	2	No 15	
	T-Leiste 	10	55x48	880
	T-Leiste 	6	55x48	1975
KL1	Gewindestange M8	4 4	M8	2000 240
SL1	Metallstange M10	2	M10	870
SL2	Metallstange M10	2	M10	675
SL3	Metallstange M10	4	M10	740
SL4	Metallstange M10	1	M10	415
SL5	Metallstange M10	4	M10	480
	Distanzmuffen für Gewindestangen	4	M8	
	Mutter, U-Scheibe	8	M8	
	Schlaghölzer 	3		250-400
	Schrauben 3,0x30 Abdeckleiste Fussbodenleiste	108		
	Schrauben 3,5x35 Traufleiste 40mm	28		
	Schrauben 3,5x45 Giebelleisten, Giebelbretter Giebelsegment, Traufenbretter	114		
	Schrauben 5,0x100 Lagerhölzer	60		
	Nägel 2,5x50 Dachbretter	1288		

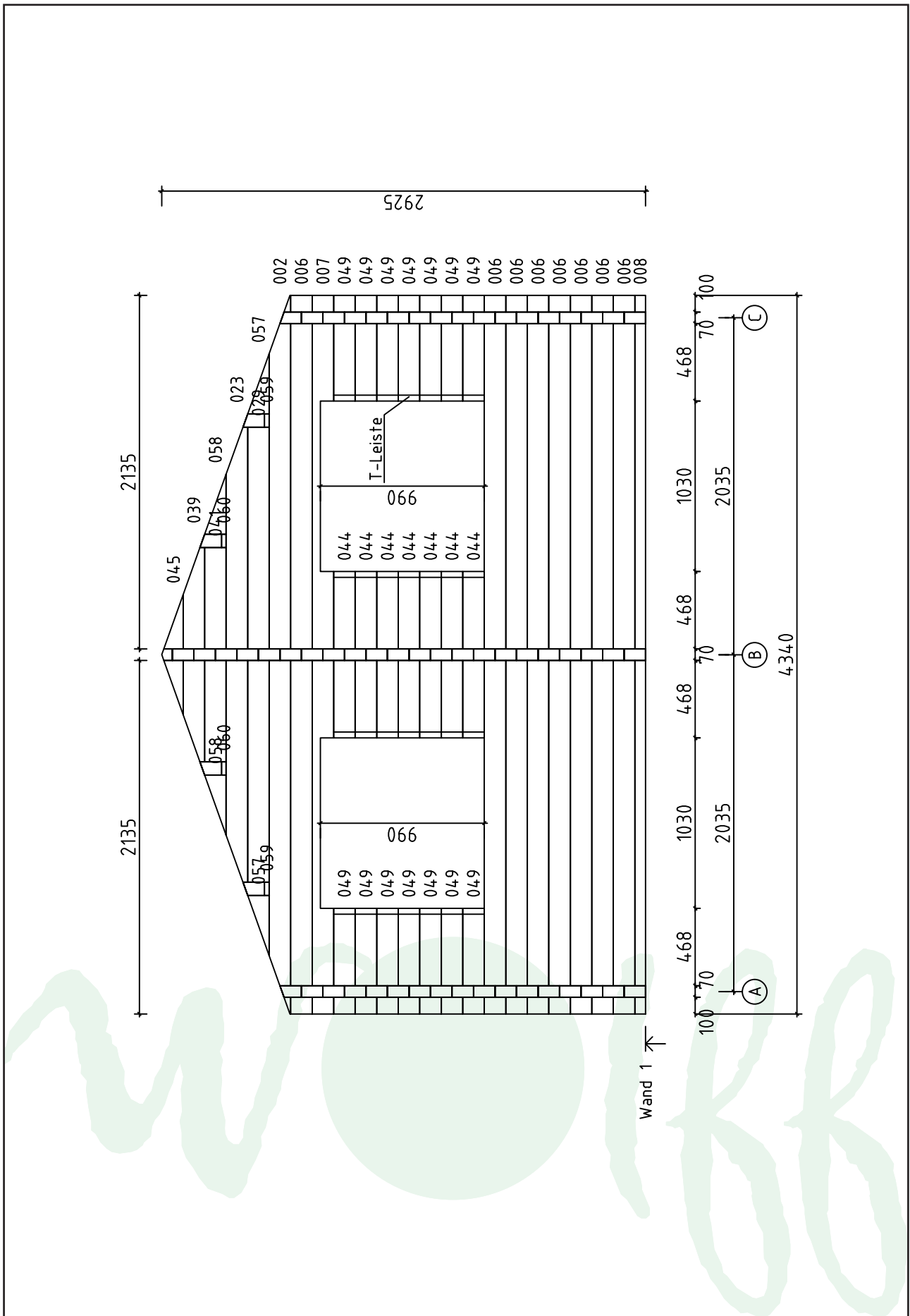


# Teileliste 5

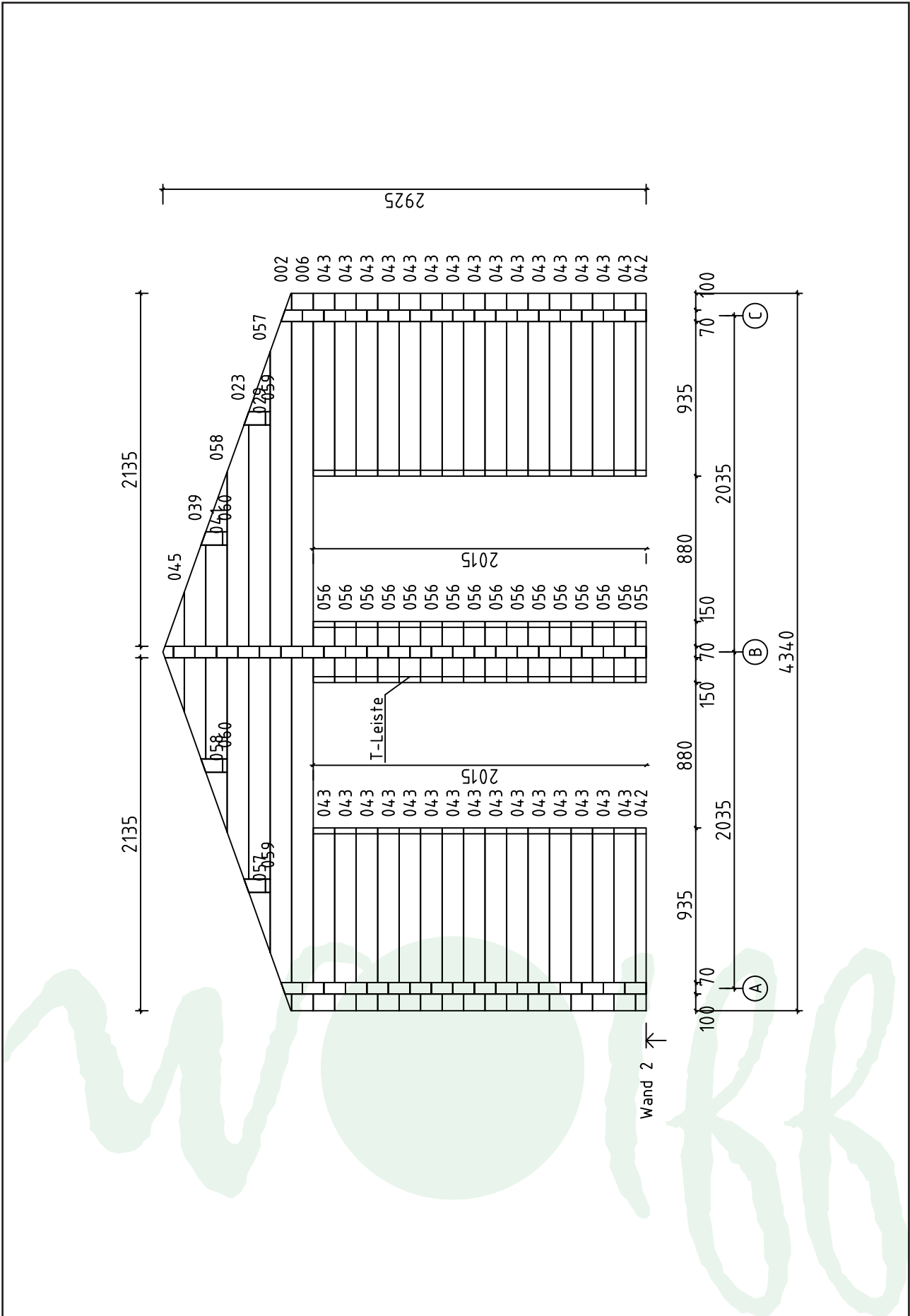
## Göteborg 70-E

Pos		Stck	Profil (mm)	Länge (mm)
	Nägel 2,5x60 <span style="float: right;">Fussbodenbretter</span>	816		
	Dachpappnägel 2,0x18 <span style="float: right;">Dachpappe</span>	840		
	Dachpappe <span style="float: right;">✓</span>		7,0 m-6st 42,0m <sup>2</sup>	
	Verbindungsstreifen+ befestigung für verbinden der Wandbohlen <span style="float: right;">●</span>	6		
	Holz-Klotzen für verbinden der Wandbohlen <span style="float: right;"> </span>	3		
	✓ - bitte selber anpassen (falls nötig)			

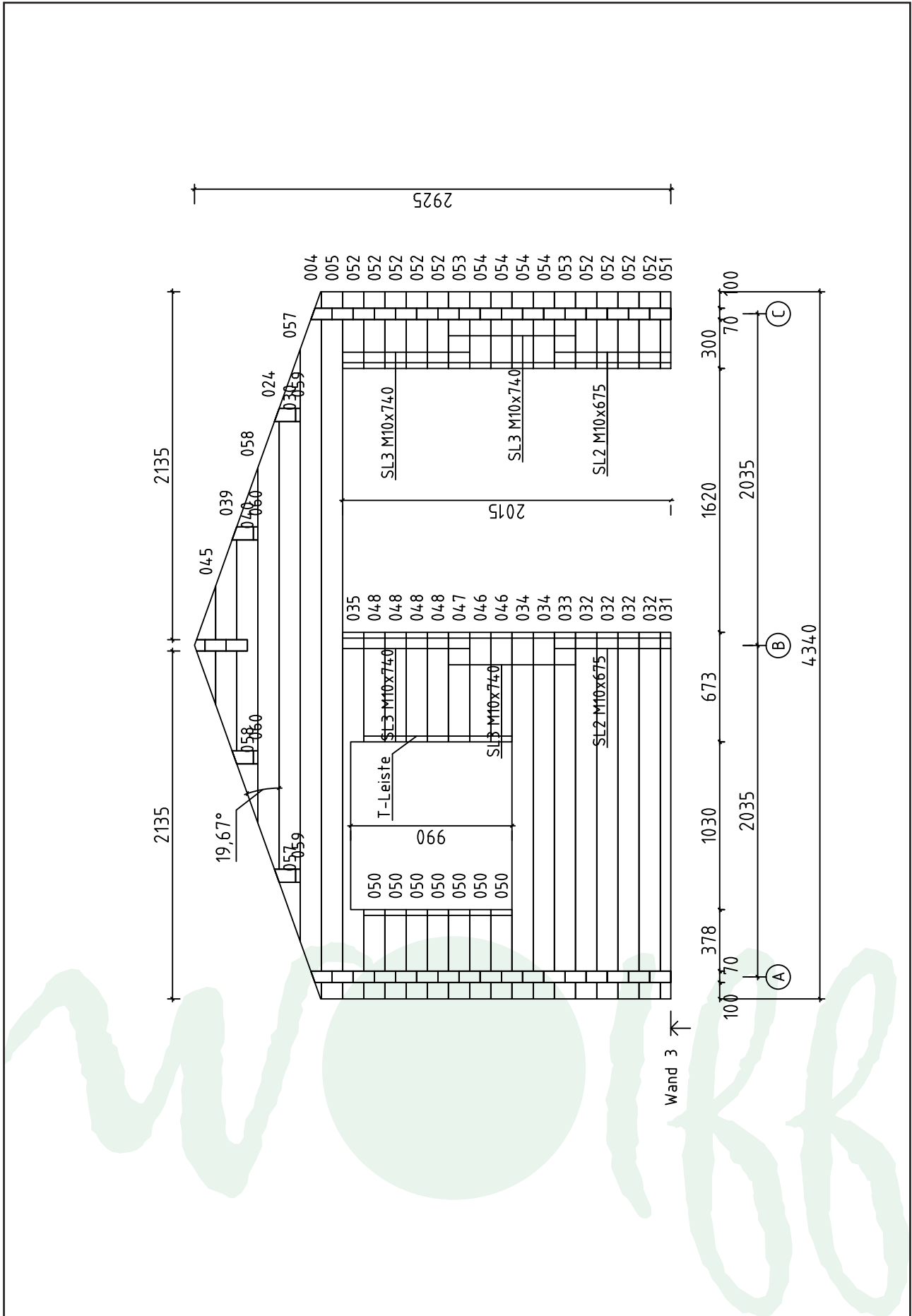
# Wand 1 Göteborg 70-E



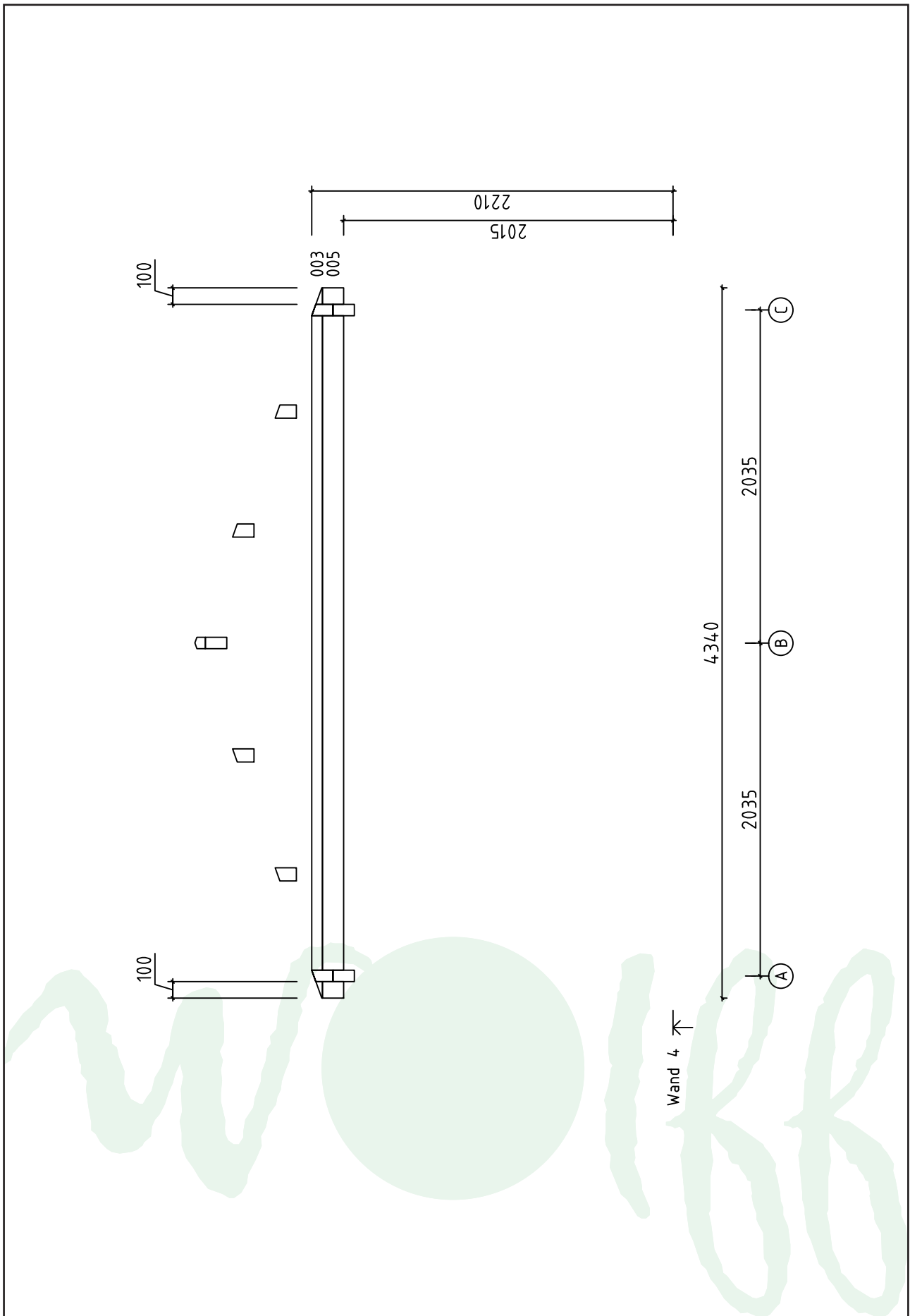
# Wand 2 Göteborg 70-E



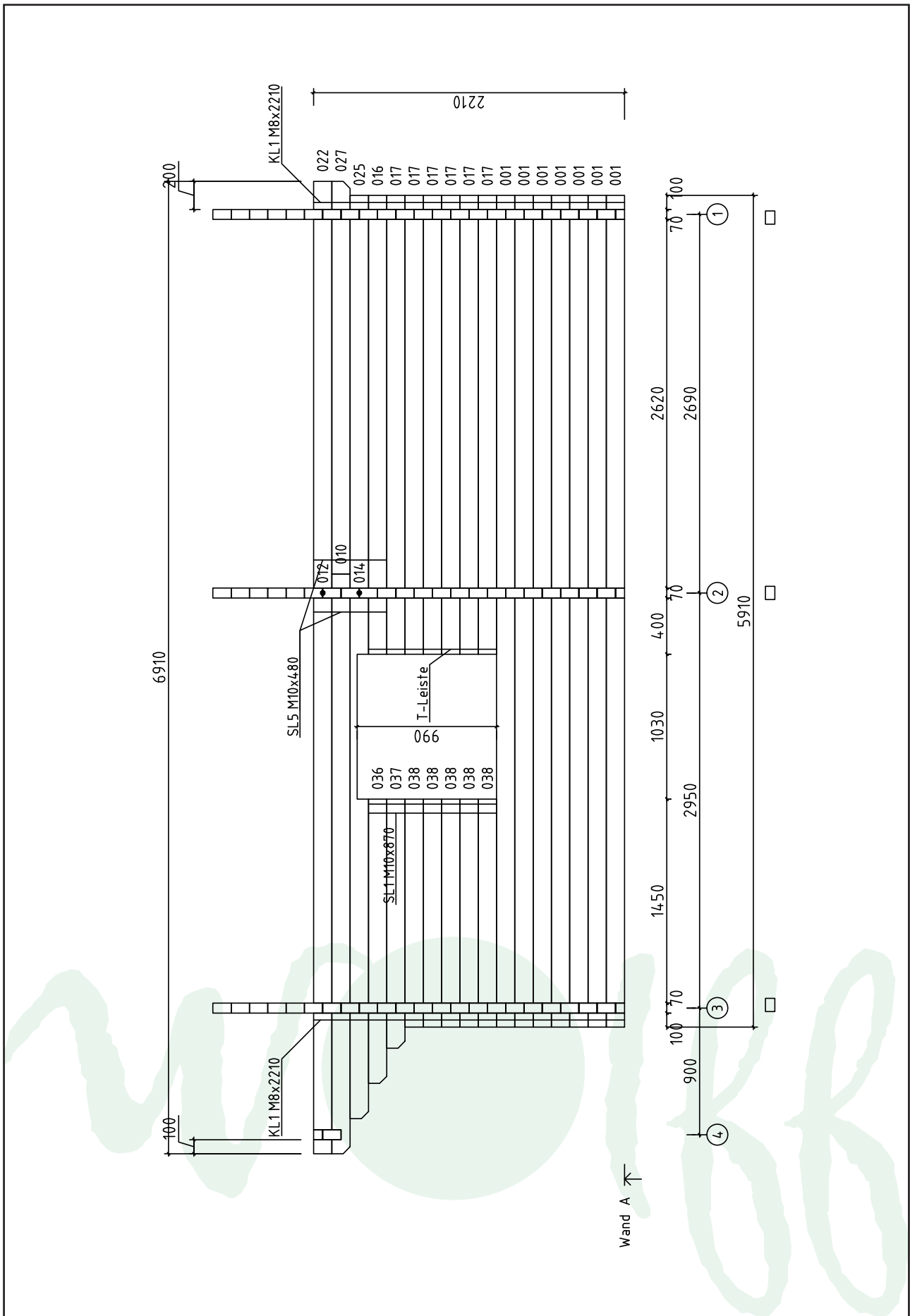
# Wand 3 Göteborg 70-E



# Wand 4 Göteborg 70-E

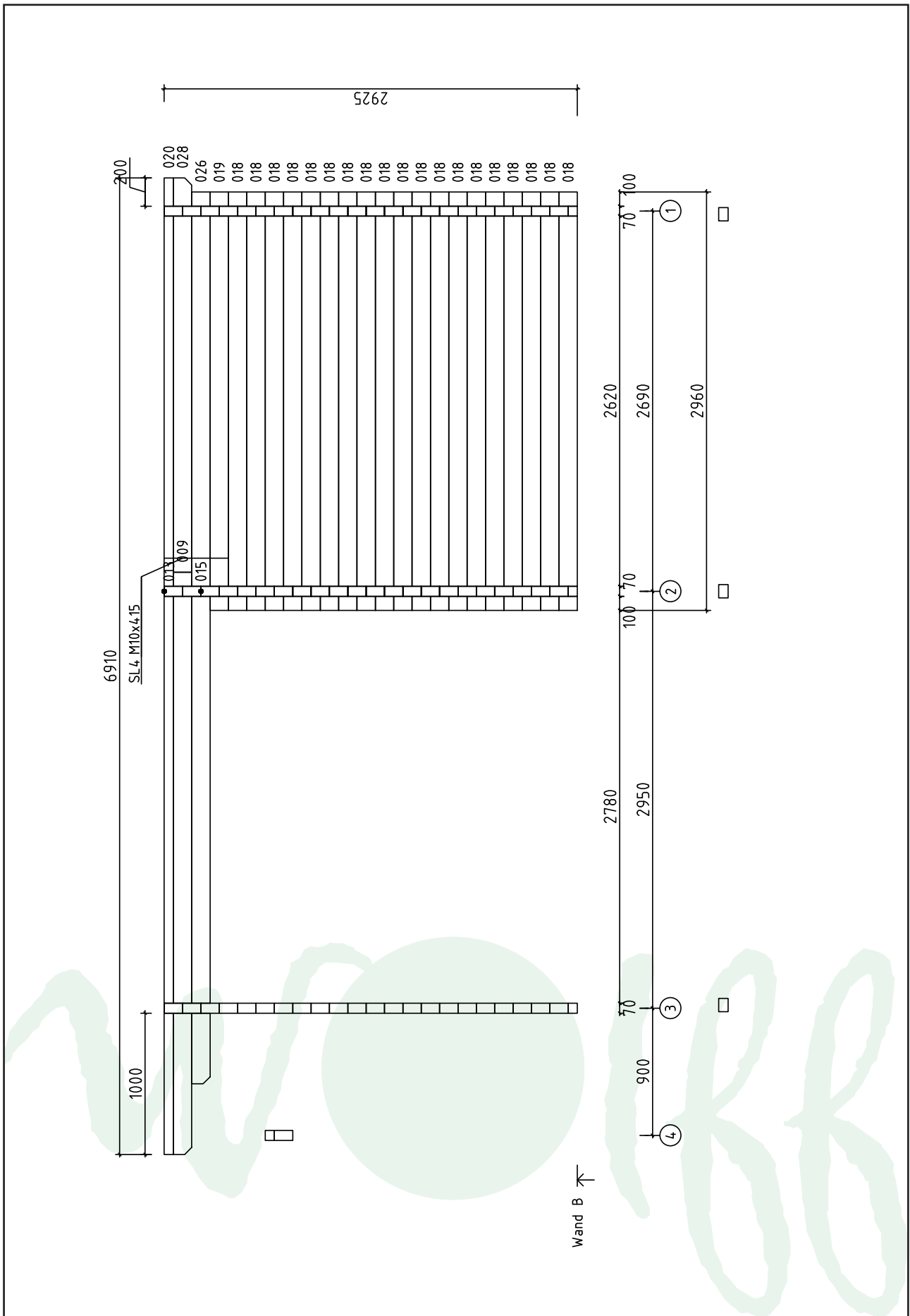


# Wand A Göteborg 70-E



# Wand B

## Göteborg 70-E



# Wand C Göteborg 70-E

