

Katrin 58-B

Wandaußenmaß: 360 x 260 cm

Bohlenstärke: 58 mm

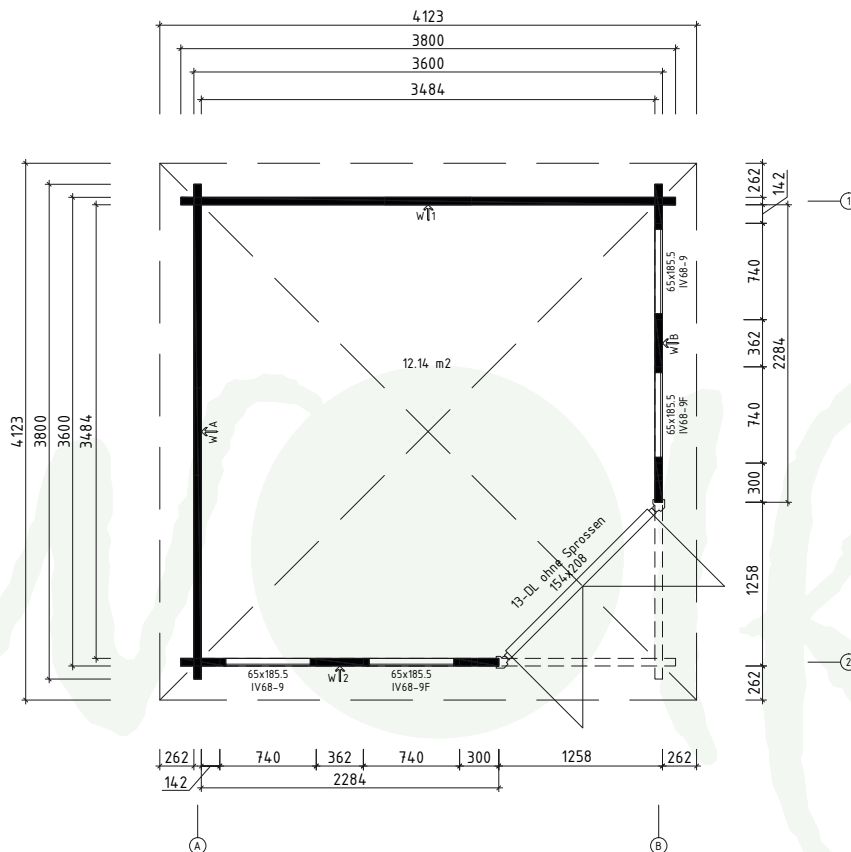
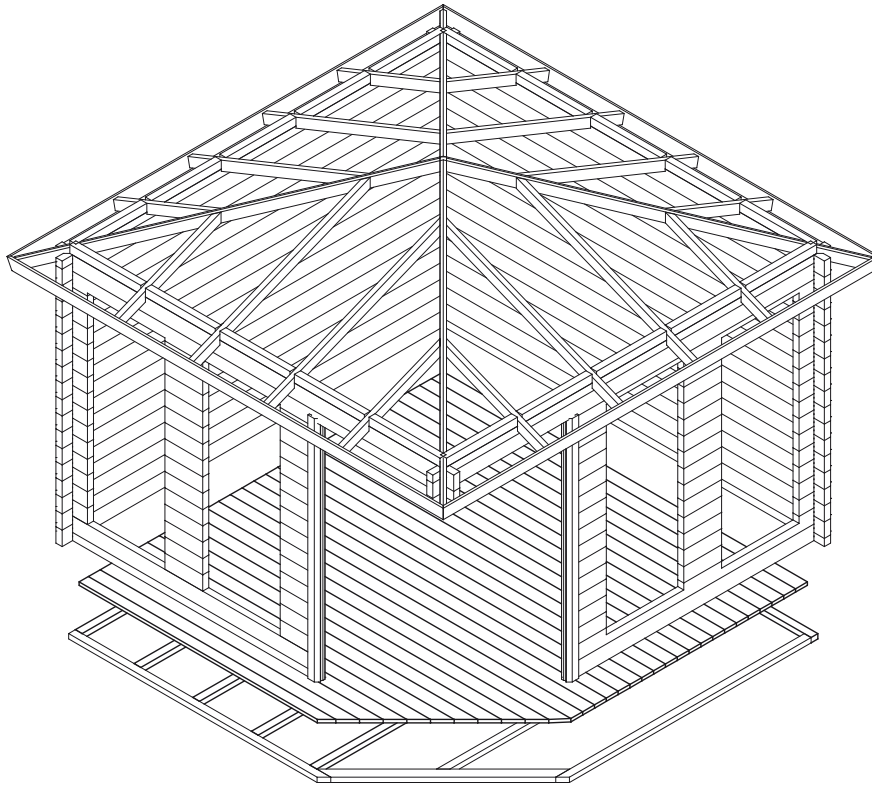


Durch Kunden farblich endbehandelt

Kontrolliert durch:

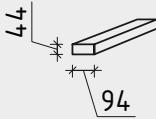
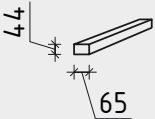
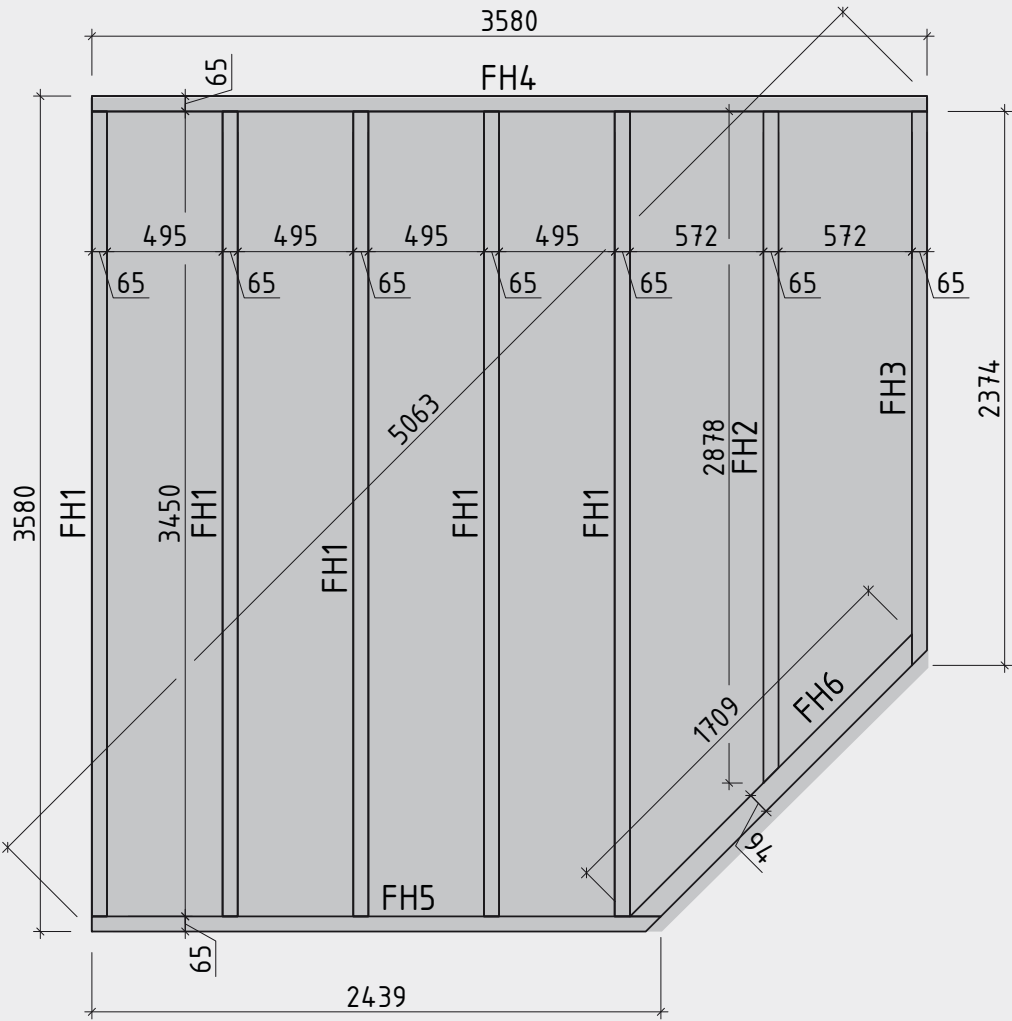
Achtung: Alle angegebenen Maße sind ca.-Maße!

3D-Darstellung und Grundriss Katrin 58-B



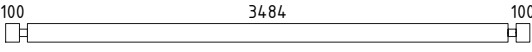

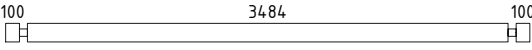
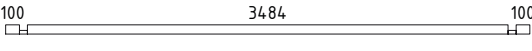
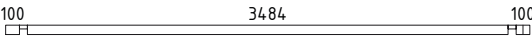

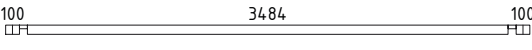

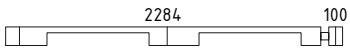
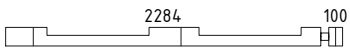
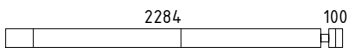











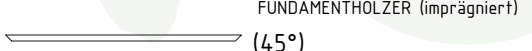
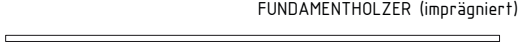

Lagerholzplan und Fundamentplan Katrin 58-B

Wir empfehlen als Fundament für Ihr Gartenhaus eine vollflächig, festgegründete gepflasterte oder betonierte Fläche.
Wahlweise ist auch ein Punkt- oder Streifenfundament möglich.




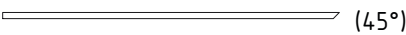





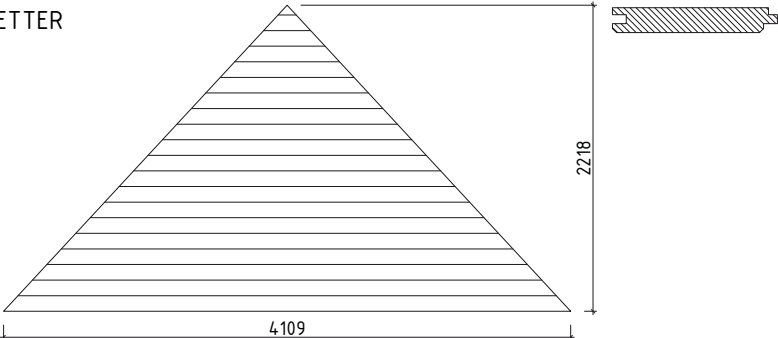
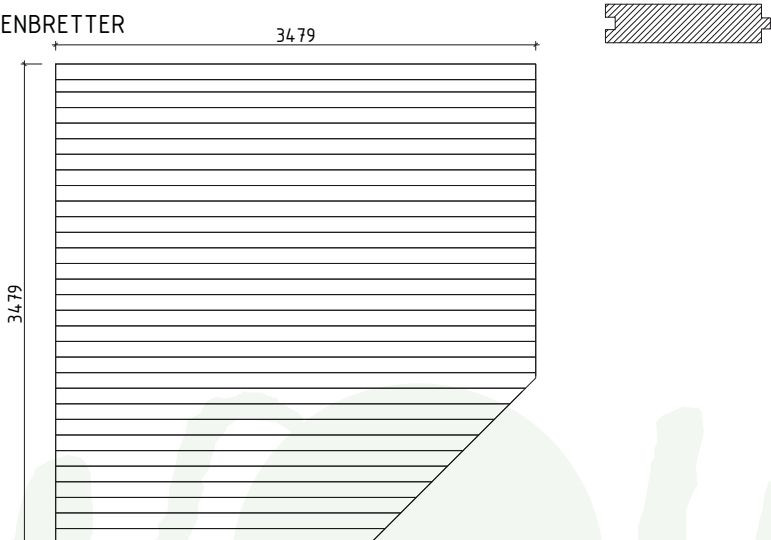





Teileliste 1

Katrin 58-B

| Pos | | Stck | Profil (mm) | Länge (mm) |
|-----|---|------|-------------|------------|
| 001 |  | 2 | 58x135 | 3800 |
| 002 |  | 1 | 58x135 | 3800 |
| 003 |  | 16 | 58x135 | 3800 |
| 004 |  | 1 | 58x68 | 3800 |
| 005 |  | 1 | 58x68 | 3800 |
| 006 |  | 1 | 58x135 | 3800 |
| 007 |  | 1 | 58x68 | 3800 |
| 008 |  | 17 | 58x135 | 3800 |
| 009 |  | 1 | 58x135 | 2442 |
| 010 |  | 1 | 58x135 | 2442 |
| 011 |  | 1 | 58x135 | 2442 |
| 012 |  | 1 | 58x135 | 2442 |
| 013 |  | 1 | 58x68 | 2442 |
| 014 |  | ✓ 8 | 58x73 | 679 |
| 015 |  | 12 | 58x73 | 668 |
| 016 |  | 24 | 58x135 | 362 |
| 017 |  | 3 | 58x135 | 362 |
| 018 |  | 14 | 58x135 | 300 |
| 019 |  | 12 | 58x135 | 300 |
| 020 |  | 3 | 58x135 | 300 |
| 021 |  | 12 | 58x135 | 300 |
| 022 |  | 13 | 58x135 | 300 |
| FH6 |  | 1 | 94x44 | 1709 |
| FH4 |  | 1 | 65x44 | 3580 |
| FH1 |  | 5 | 65x44 | 3450 |


















Teileliste 2

Katrin 58-B

| Pos | | Stck | Profil (mm) | Länge (mm) |
|-------------|--|------|-------------|---|
| FH2 | FUNDAMENTHÖLZER (imprägniert)  (45°) | 1 | 65x44 | 2878 |
| FH5 | FUNDAMENTHÖLZER (imprägniert)  (45°) | 1 | 65x44 | 2439 |
| FH3 | FUNDAMENTHÖLZER (imprägniert)  (45°) | 1 | 65x44 | 2374 |
| PF3 | PFETTEN  | 4 | 44x94 | 3010 |
| PF1 | PFETTEN  | 4+4 | 44x85 | 1846 |
| PF2 | PFETTEN  | 4+4 | 44x85 | 1078 |
| | Zentralverbindungselement (Dach)  | 1 | 44x44 | 90 |
| | DACHBRETTER  | 4 | 113x18 | |
| | FUSSBODENBRETTER  | 1 | 113x28 | 20+1 ohne Ecke 11 mit 45° Ecke |
| | FUSSBODENLEISTE  | ✓ | 14x55 | 14,0 lfdm |
| VE3 | ECKTÜR- Vordachelement 1600x825  | 1 | | |
| DzT 58-1 | ECKTÜR- Deckbrett zum Tür 58  | 1 | 18x58 | 1700 |
| VK2-1 | ECKTÜR- Verkleidungsleisten 70 für Vordachelement  45° | 2 | 70x12 | 1200 |
| P9L-1 | ECKTÜR- linke Türpfoste 90  | 1 | 90x90 | 2180 |

Teileliste 3

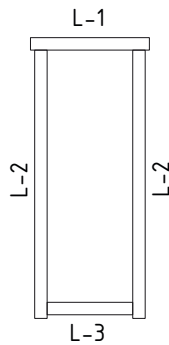
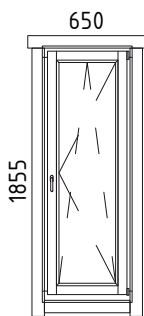
Katrin 58-B

| Pos | | Stck | Profil (mm) | Länge (mm) |
|-------|--|------|---------------------|------------|
| P9R-1 | ECKTÜR- rechte Türpfoste 90  | 1 | 90x90 | 2180 |
| TL-1 | T-LEISTE 55x48  | 4 | 55x48 | 1705 |
| TL-2 | T-LEISTE 55x48  | 4 | 55x48 | 1840 |
| T1-1 | TRAUFENBRETT 120X18  ✓ | 4 | 120x18 | 4220 |
| NG1 | NÄGEL 2.5x50 Dachbretter  | 1130 | | |
| NG2 | NÄGEL 2.5x60 Fussbodenbretter  | 434 | | |
| SR01 | SCHRAUBEN 3.0x30 Fussbodenleiste  | 28 | | |
| SR03 | SCHRAUBEN 3.5x45 Traufenbretter, Deckbrett Verkleidungsleiste, Vordachelement Türleisten: siehe Spezifikation für Fenster und Türen  | 176 | | |
| SR10 | SCHRAUBEN 5.0x70 Pfetten 85x44 pos 011 und 013 (1. Bohlenreihe neben die Tür)  | 34 | | |
| SR11 | SCHRAUBEN 5.0x100 Fundamenthölzer Traufenbalken (Pos 014, 015), Pfetten 94x44  | 84 | | |
| NG3 | DACHPAPPNÄGEL 2.0x18  | 380 | | |
| SH | Schlaghölzer  | 3 | | |
| KL1 | Gewindestange M8  | 3 | | 2000 |
| KL2 | Gewindestange M8  | 3 | | 393 |
| | Mutter M8 U-Scheibe Ø25  | 6 | | |
| | Befestigungsmutter M8  | 3 | | |
| ML1 | Metallstange  | 8 | D10 | 1170 |
| | FENSTER 650x1855 | 2 | IV68-9 | |
| | FENSTER 650x1855 | 2 | IV68-9F | |
| | TÜR 1540x2080 DIN rechts | 1 | 13-DL ohne Sprossen | |
| | ✓ - bitte selber anpassen (falls nötig)! | | | |

Teileliste 4

Katrin 58-B

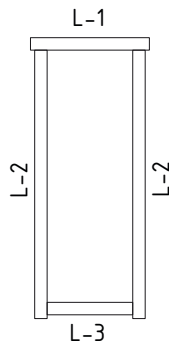
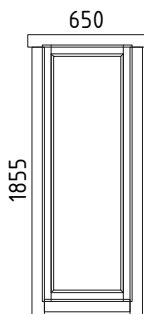
FENSTER 650x1855 IV68-9 2 Stck.



Die Leisten für eine Fenster

| | | | |
|-----|-------|----------|---------|
| L-1 | 18x90 | L=860mm | 2 Stck. |
| L-2 | 18x90 | L=1940mm | 4 Stck. |
| L-3 | 18x90 | L=620mm | 2 Stck. |

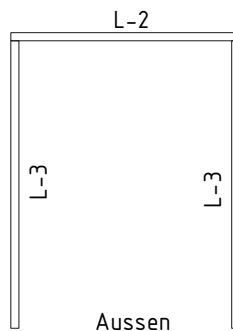

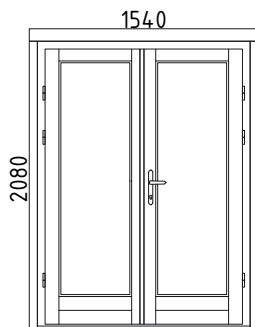
FENSTER 650x1855 IV68-9 Fix 2 Stck.



Die Leisten für eine Fenster

| | | | |
|-----|-------|----------|---------|
| L-1 | 18x90 | L=860mm | 2 Stck. |
| L-2 | 18x90 | L=1940mm | 4 Stck. |
| L-3 | 18x90 | L=620mm | 2 Stck. |

TÜR 1540x2080 13_DL 1 Stck. DIN rechts

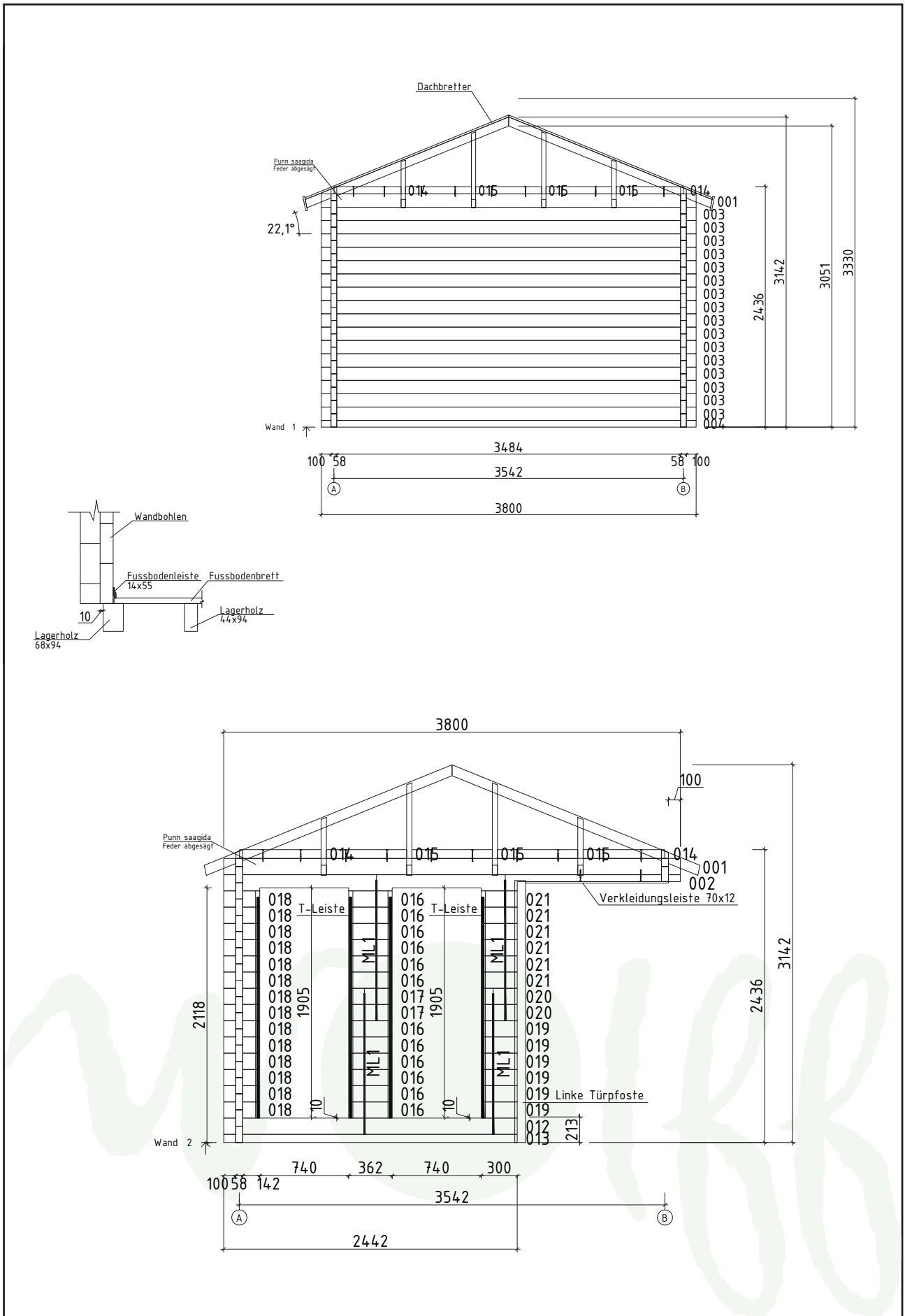


Die Leisten für eine Tür

| | | | |
|-----|-------|----------|-----------|
| L-1 | 18x90 | L=1656mm | 1 Stck. |
| L-2 | 18x58 | L=1656mm | 1 Stck. |
| L-3 | 18x58 | L=2080mm | 4 Stck. ✓ |

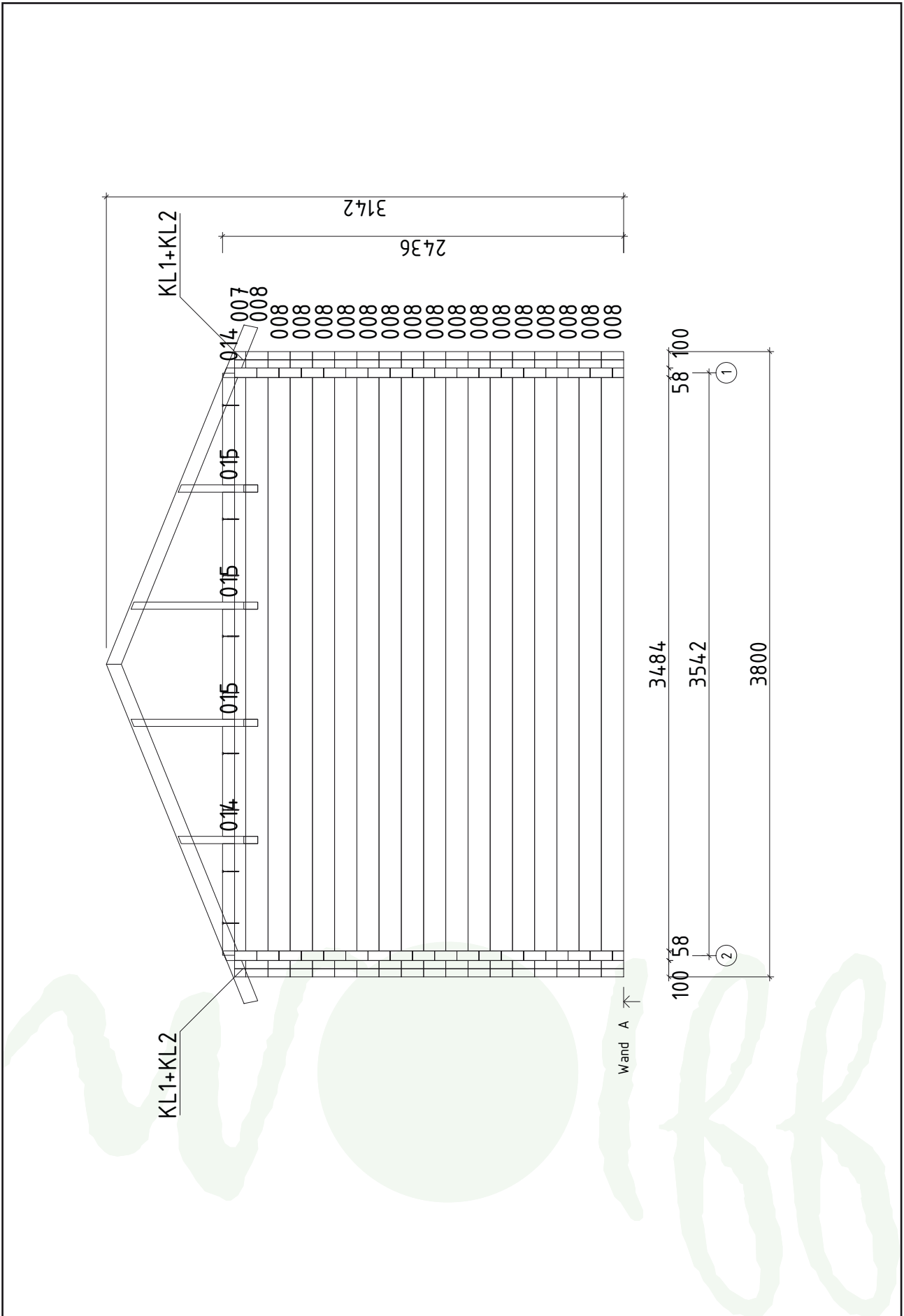
✓ - Bitte selber anpassen

Wandplan 1 und 2 Katrin 58-B



Wandplan A

Katrin 58-B



Wandplan B

Katrin 58-B

