

Skagen 58-B

Wandaußenmaß: 300 x 300 cm

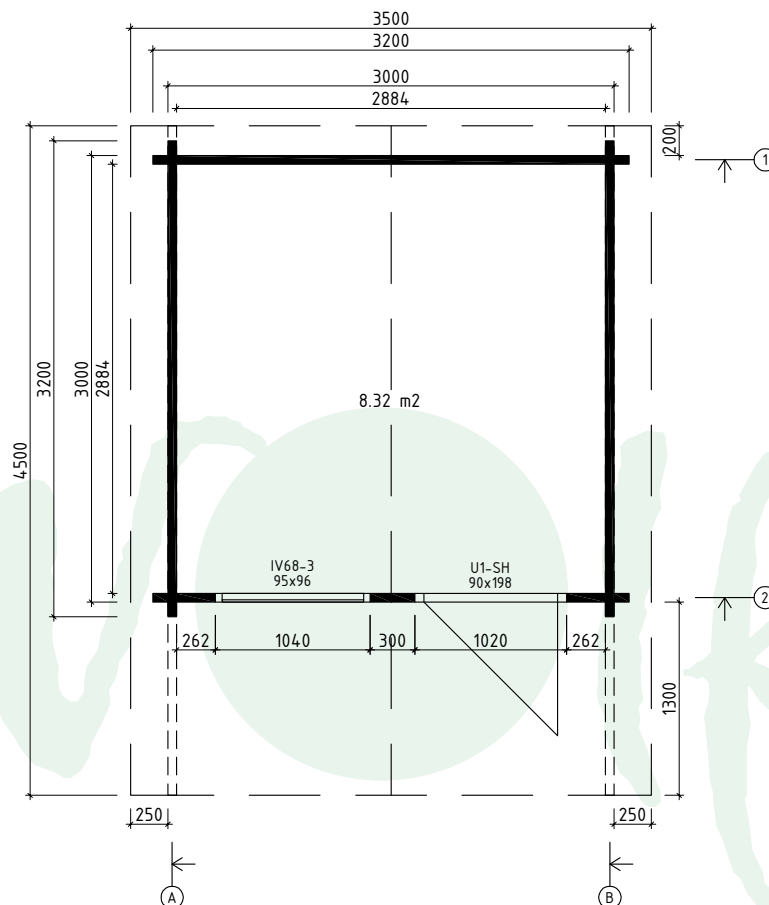
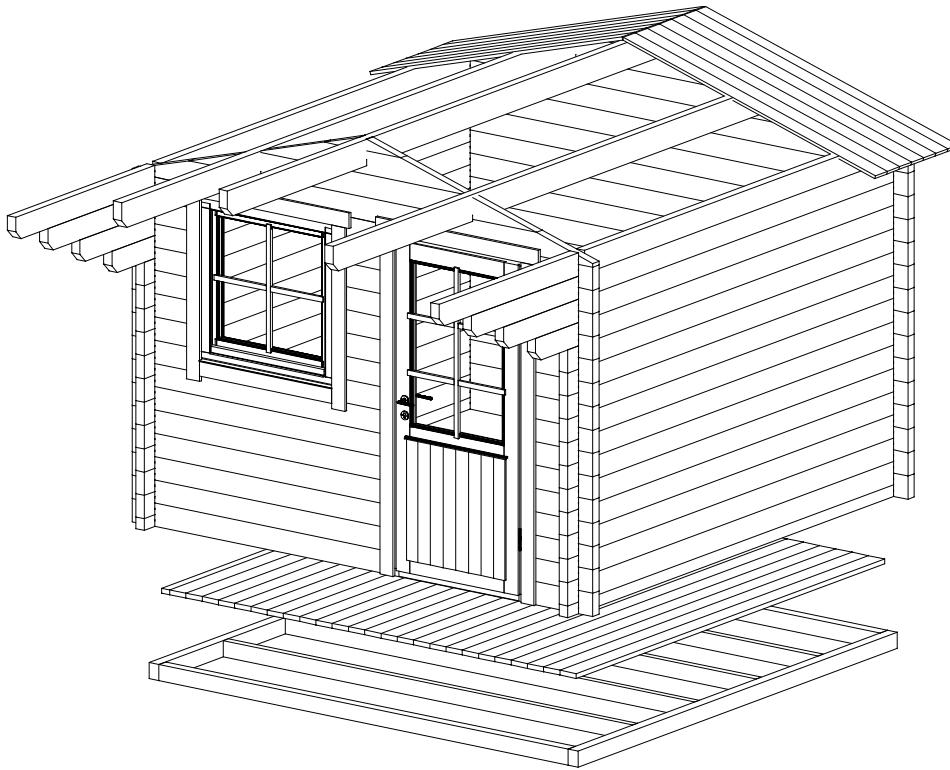
Bohlenstärke: 58 mm



Kontrolliert durch:

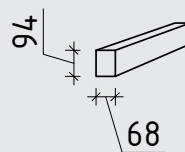
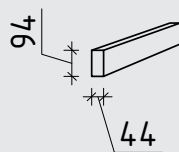
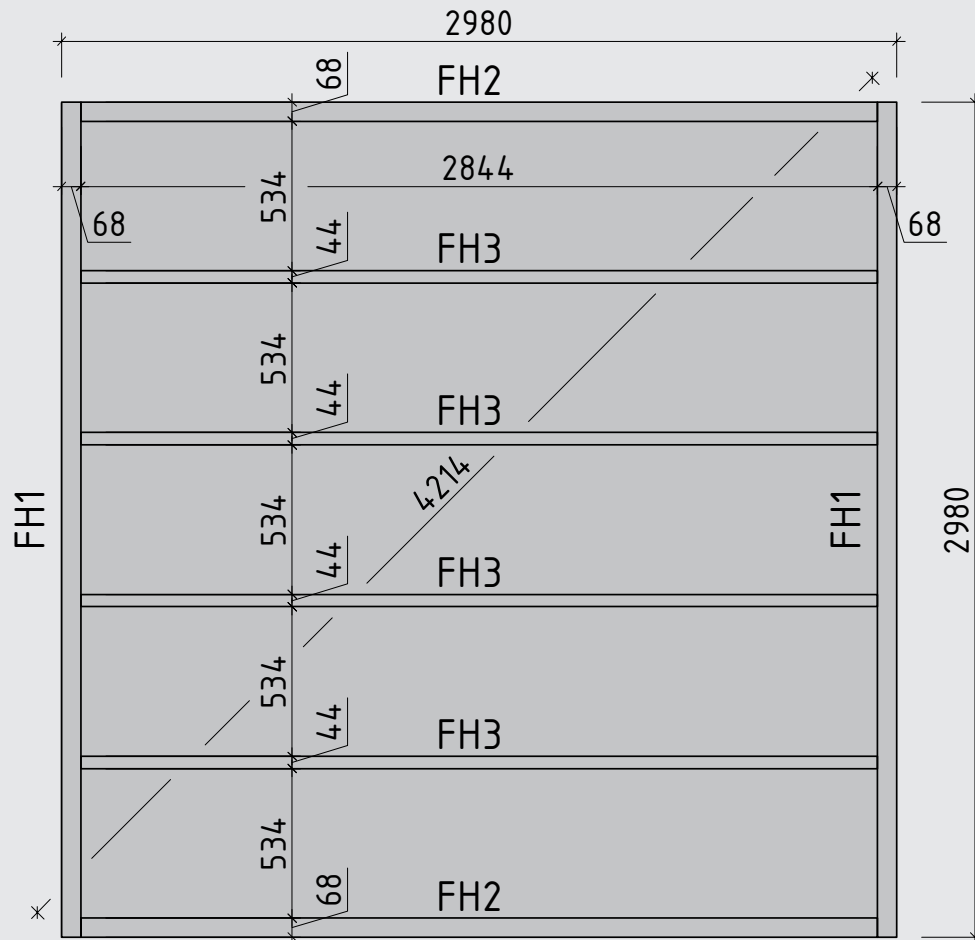
Achtung: Alle angegebenen Maße sind ca.-Maße!

3D-Darstellung und Grundriss Skagen 58-B






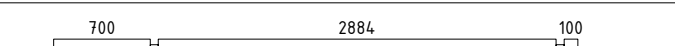







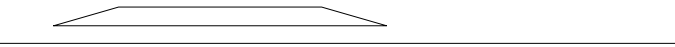






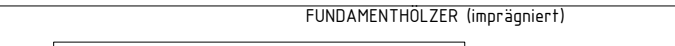






Lagerholzplan und Fundamentplan Skagen 58-B

Wir empfehlen als Fundament für Ihr Gartenhaus eine vollflächig, festgegründete gepflasterte oder betonierte Fläche.
Wahlweise ist auch ein Punkt- oder Streifenfundament möglich.



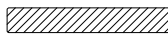












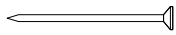


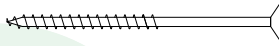
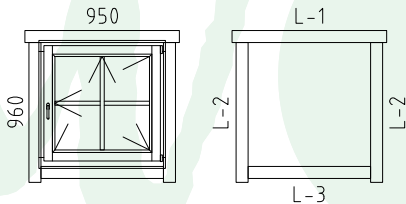
Teileliste 1

Skagen 58-B

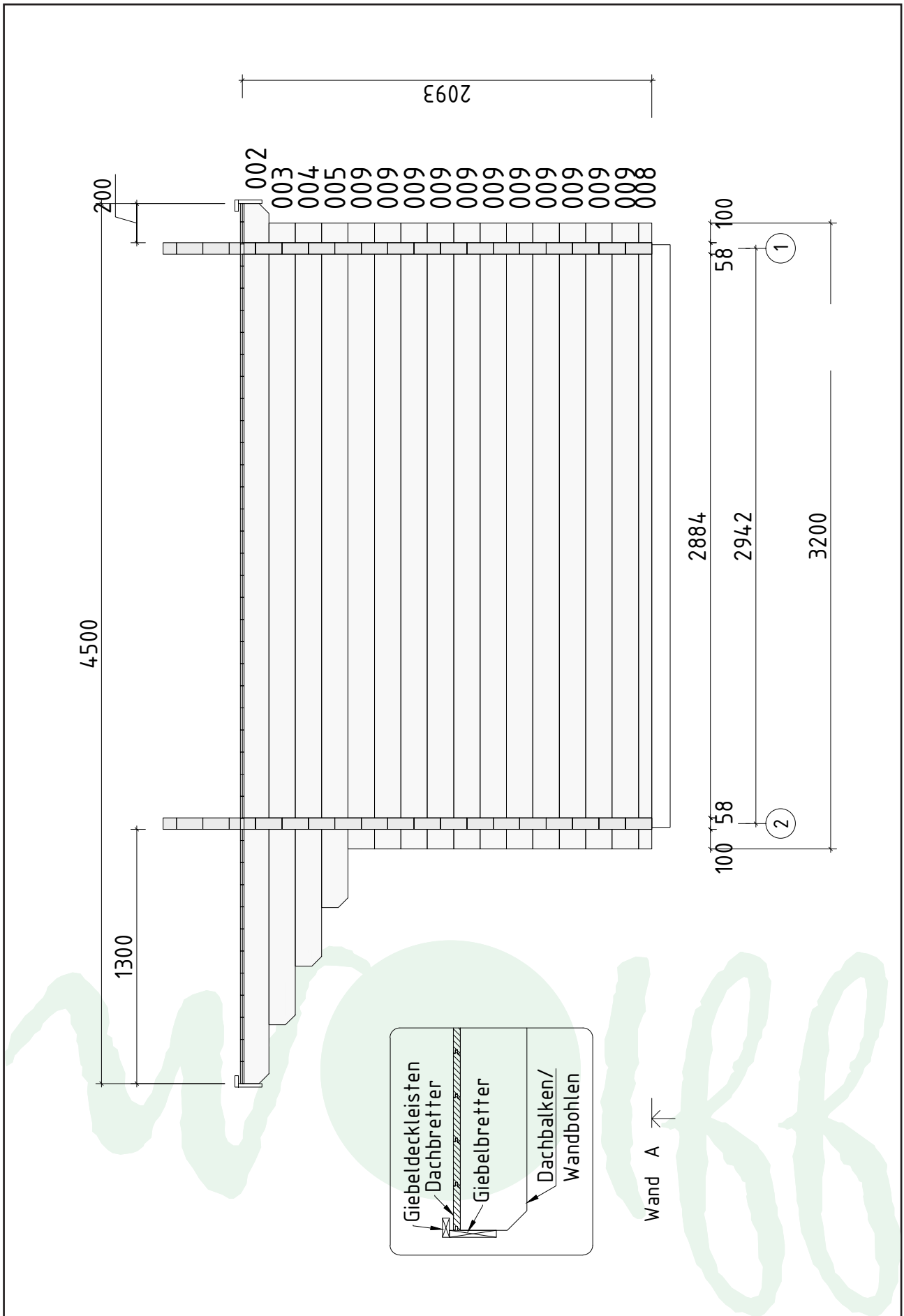
Pos		Stck	Profil (mm)	Länge (mm)
001		1	58x135	4500
002		1	58x135	4500
003		2	58x135	4100
004		2	58x135	3800
005		2	58x135	3500
006		1	58x135	3200
007		1	58x135	3200
008		2	58x68	3200
009		22	58x135	3200
010		15	58x135	3200
011		2	58x135	2413
012		1	58x135	1760
013		7	58x135	1760
014		2	58x135	1471
015		22	58x135	420
016		7	58x135	300
017		4	58x68	240
FH1	FUNDAMENTHÖLZER (imprägniert) 	2	68x94	2980
FH2	FUNDAMENTHÖLZER (imprägniert) 	2	68x94	2844
FH3	FUNDAMENTHÖLZER (imprägniert) 	4	44x94	2844
DB1	DACHBALKEN 2884 	3	58x155	4500
	DACHBRETTER 	80+1	113x18	1820
	FUSSBODENBRETTER 	26+1	113x28	2880
	ABDECKLEISTEN 	✓	15x28	26,0 lfm
	FUSSBODENLEISTE 	✓	14x55	12,0 lfm

Teileliste 2

Skagen 58-B

Pos			Stck	Profil (mm)	Länge (mm)												
G1-1	GIEBELBRETT 120X18	 16,0° ✓	4	120x18	1900												
G5-1	GIEBELDECKLEISTE 58X18	 ✓	4	58x18	1900												
T2-1	TRAUFENBRETT 90X18		2	90x18	4500												
T4-1	TRAUFENLEISTE 40x18	 ✓		40x18	9,0 lfm												
GS	Giebelsegment		2														
TL-1	T-LEISTE 55x48		2	55x48	895												
TL-2	T-LEISTE 55x48		2	55x48	1975												
SH	Schlaghölzer		3														
KL1	Gewindestange M8		4	M8	2000												
KL2	Gewindestange M8		4	M8	90												
	Mutter M8 U-Scheibe Ø25		8	M8													
	Befestigungsmutter M8		4	M8													
NG1	NÄGEL 2.5x50	Dachbretter 	480														
NG2	NÄGEL 2.5x60	Fussbodenbretter 	312														
SR01	SCHRAUBEN 3.0x30	Abdeckleisten, Fussbodenleisten Traufenleisten 40x18 	94														
SR03	SCHRAUBEN 3.5x45	Giebelbretter, Traufenbretter Giebeldeckleisten, Giebelsegment Türleisten: siehe Spezifikation für Fenster und Türen 	110														
SR11	SCHRAUBEN 5.0x100	Fundamenthölzer 	24														
	<p>FENSTER 950x960</p>  <p>IV68-3 Die Leisten für eine Fenster</p> <table border="1"> <tr> <td>L-1</td> <td>18x90</td> <td>L=1160mm</td> <td>2 Stck.</td> </tr> <tr> <td>L-2</td> <td>18x90</td> <td>L=1050mm</td> <td>4 Stck.</td> </tr> <tr> <td>L-3</td> <td>18x90</td> <td>L=920mm</td> <td>2 Stck.</td> </tr> </table>		L-1	18x90	L=1160mm	2 Stck.	L-2	18x90	L=1050mm	4 Stck.	L-3	18x90	L=920mm	2 Stck.	1		
L-1	18x90	L=1160mm	2 Stck.														
L-2	18x90	L=1050mm	4 Stck.														
L-3	18x90	L=920mm	2 Stck.														

Wandplan A Skagen 58-B



Wandplan B Skagen 58-B

