

# Langeoog 40

Wandaußenmaß: 400 x 310 cm

Bohlenstärke: 40 mm

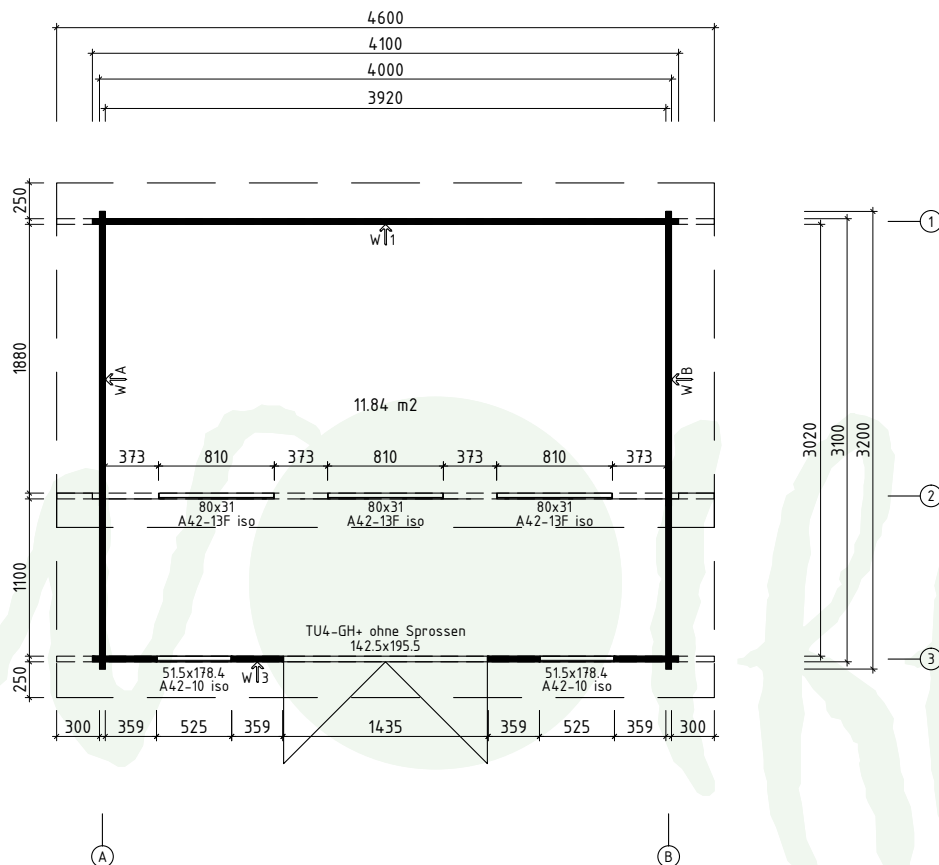
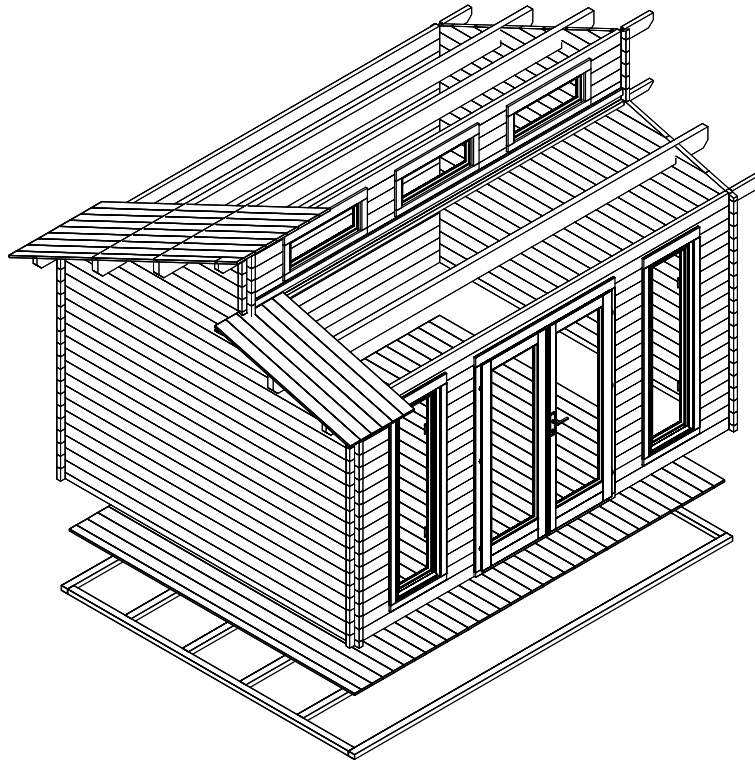


Durch Kunden farblich endbehandelt

Kontrolliert durch:

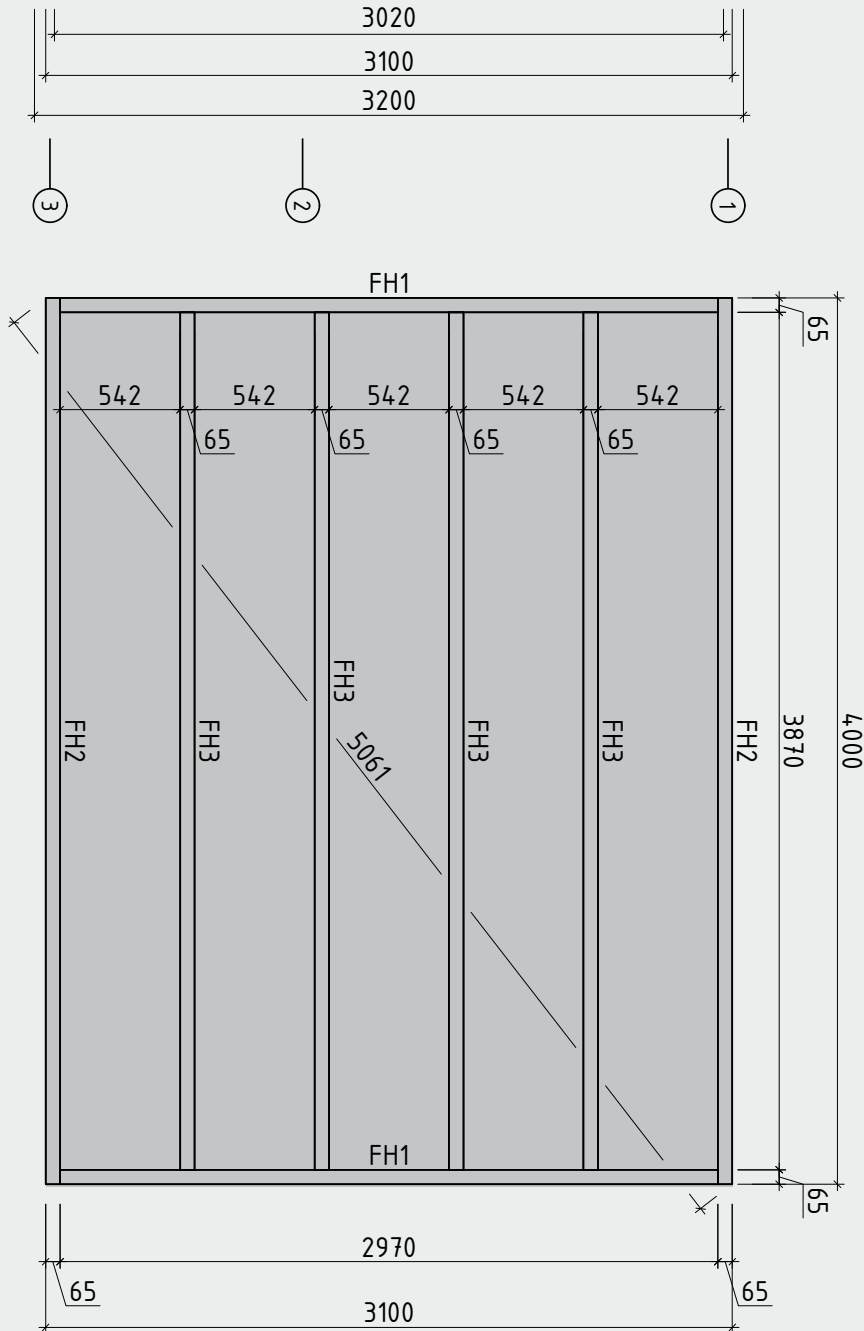
Achtung: Alle angegebenen Maße sind ca.-Maße!

# 3D-Darstellung und Grundriss Langeoog 40



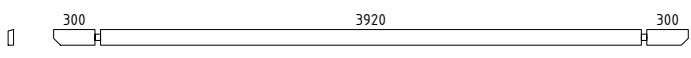
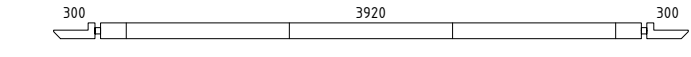

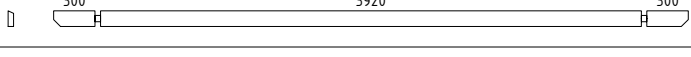



















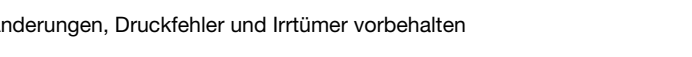

# Lagerholzplan und Fundamentplan Langeoog 40

Wir empfehlen als Fundament für Ihr Gartenhaus eine vollflächig, festgegründete gepflasterte oder betonierte Fläche.  
Wahlweise ist auch ein Punkt- oder Streifenfundament möglich.










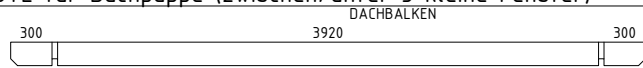
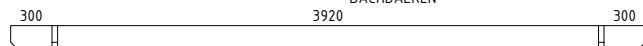
















# Teileliste 1

## Langeoog 40

Pos		Stck	Profil (mm)	Länge (mm)
001		1	40x114	4600
002		1	40x114	4600
003		1	40x114	4600
004		1	40x114	4600
005		1	40x114	4100
006		1	40x114	4100
007		18	40x114	4100
008		2	40x114	3200
009		36	40x114	3200
010		2	40x57	3200
011		2	40x114	2326
012		2	40x114	1749
013		2	40x114	1333
014		2	40x114	1333
015		2	40x114	1329
016		2	40x114	1130
017		2	40x114	683
018		2	40x114	650
019		6	40x114	463
020		30	40x114	449
021		2	40x114	410
022		6	40x114	373
023		30	40x114	359
024		2	40x86	316
025		2	40x111	233

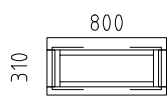
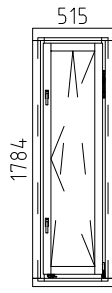

# Teileliste 2

## Langeoog 40

Pos		Stck	Profil (mm)	Länge (mm)
026		2	40x81	170
027		2	40x76	159
FH2	FUNDAMENTHÖLZER (imprägniert) 	2	65x44	4000
FH3	FUNDAMENTHÖLZER (imprägniert) 	4	65x44	3870
FH1	FUNDAMENTHÖLZER (imprägniert) 	2	65x44	2970
DT1	DECKENTRÄGER 	2	30x40	1960
LE1	LEISTE LEISTE für Dachpappe (zwischen/unter 3 kleine Fenster)  ✓	1	18x58	3920
DB1	DACHBALKEN 	2	58x170	4600
DB2	DACHBALKEN 	1	58x170	4600
	DACHBRETTER 	41+1	113x18	2670
	DACHBRETTER 	6	113x18	1480
	DACHBRETTER 	35	113x18	1440
	FUSSBODENBRETTER 	35+1	113x18	3015
	FUSSBODENLEISTE  ✓		18x40	14,0 lfdm
G1-1	GIEBELBRETTER 120X18  15,2° ✓	2	120x18	1560
G1-2	GIEBELBRETTER 120X18  ✓	2	120x18	2750
G5-1	GIEBELDECKLEISTE 58X18  ✓	2	58x18	1560
G5-2	GIEBELDECKLEISTE 58X18  ✓	2	58x18	2750
T2-1	TRAUFENBRETTER 90X18 	2	90x18	4600
T1-1	TRAUFENBRETTER 120X18 	1	120x18	4636
T6-1	TRAUFENDECKLEISTE 40x18  ✓		40x18	5,0 lfdm
T4-1	TRAUFENLEISTE 40x18  ✓		40x18	14,0 lfdm
SH	Schlaghölzer 	3		
NG1	NÄGEL 2.5x50 Dachbretter Fußbodenbretter 	1000		
SR01	SCHRAUBEN 3.0x30 FBleiste Traufen(deck)leiste 40x18 	70		

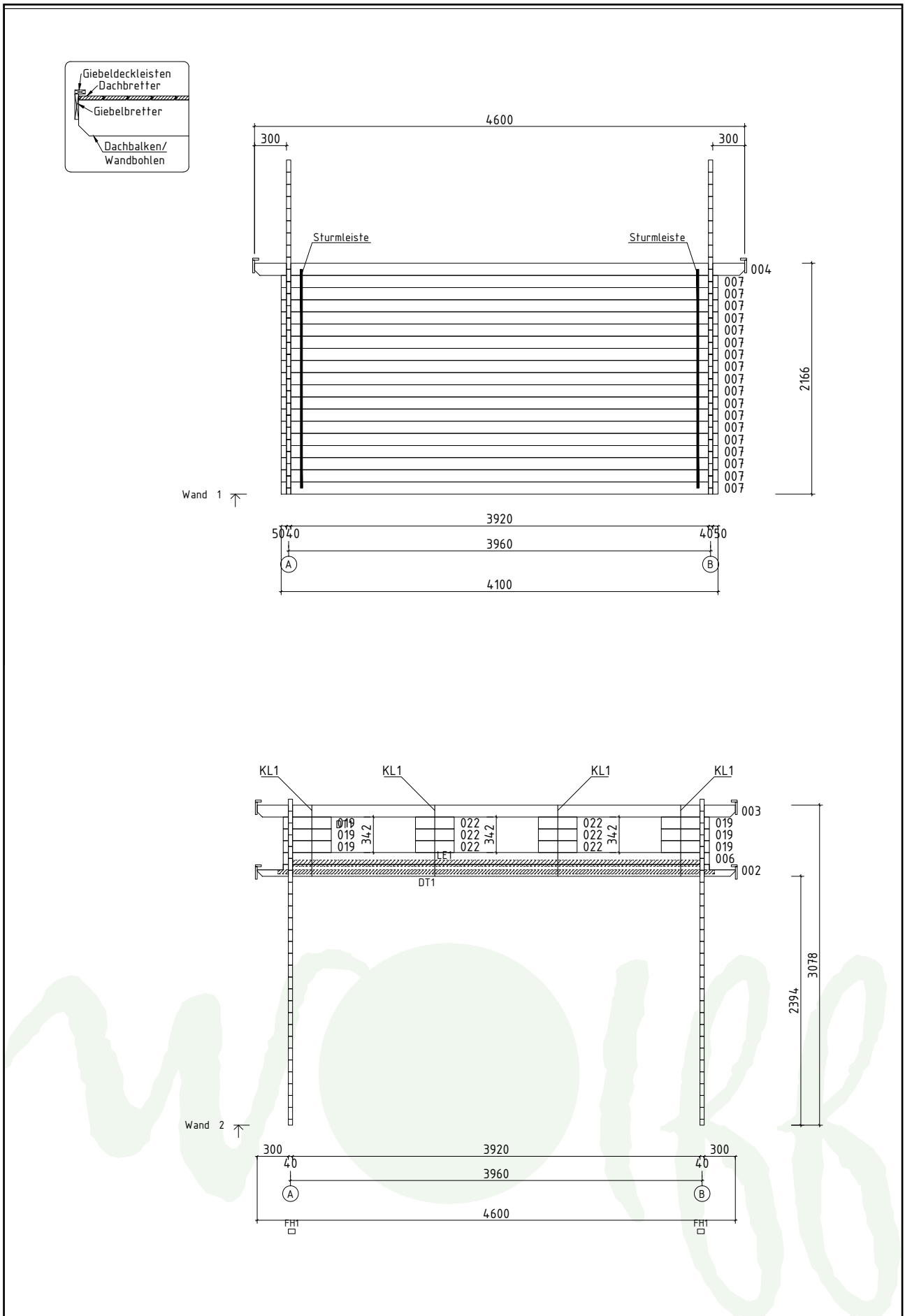
# Teileliste 3

## Langeoog 40

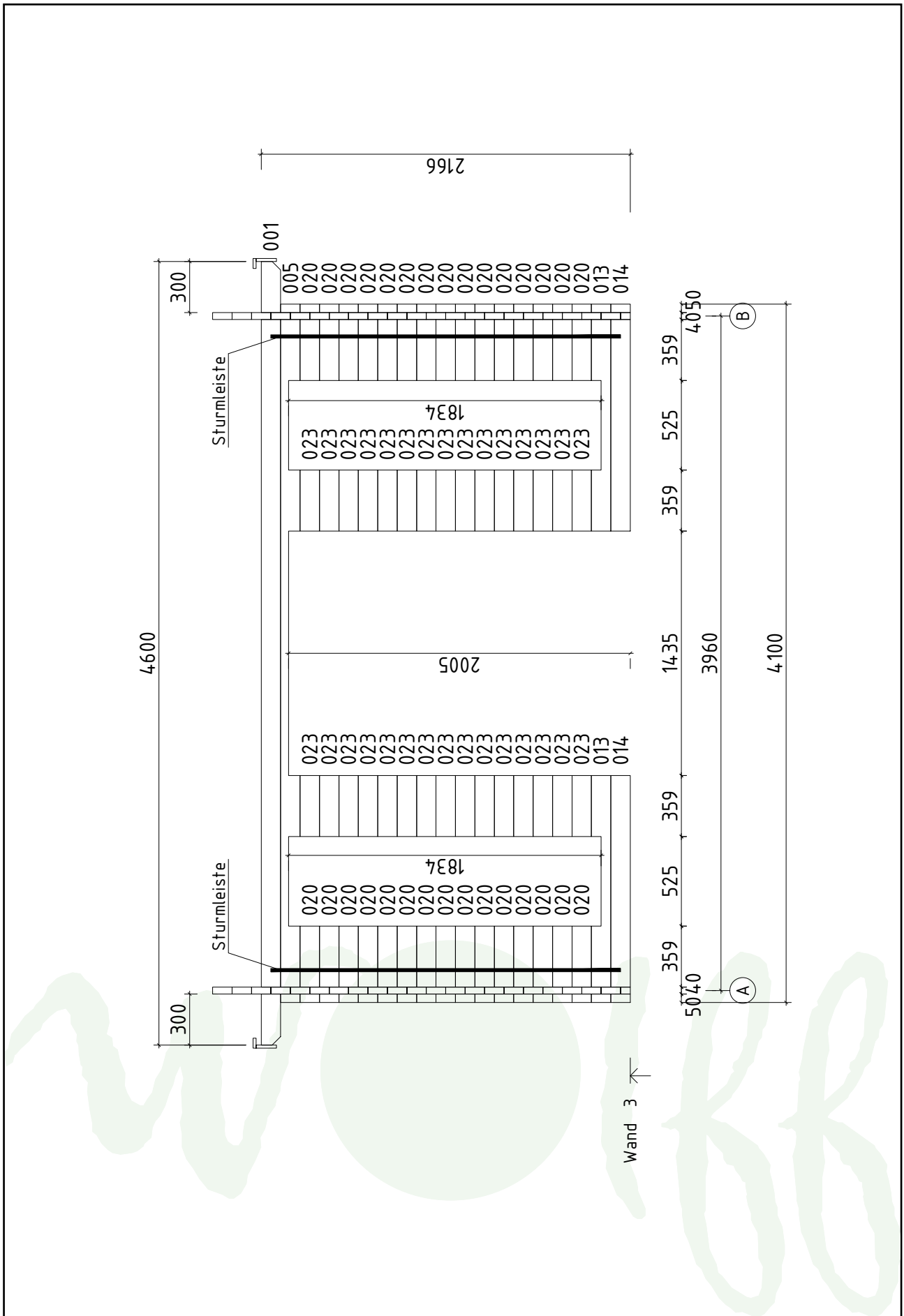
Pos		Stck	Profil (mm)	Länge (mm)
SR03	SCHRAUBEN 3.5x45 Giebeldeckleisten, Giebelbretter Traufenbretter 90/120x18, Leiste LE1	76		
SR05	SCHRAUBEN 4.0x60 Deckenträger DT1	10		
SR11	SCHRAUBEN 5.0x100 Fundamenthölzer	32		
SM-1	Sturmleisten	4	40x18	2050
SMS	Schlossschrauben M8x70 Mutter U-Scheibe Sturmleisten	12		
	Türstopper	1		
KL1	Gewindestange M8	4		685
	Mutter M8 U-Scheibe Ø25	8		
	FENSTER 800x310 A42-13F ISO	3	A42-13F iso	
	 800 310			
	FENSTER 515x1784 A42-10 ISO DIN 1xrechts, 1xlinks	2	A42-10 iso	
	 515 1784			
	TÜR 1425x1955 TU4-GH+ DIN rechts	1	TU4-GH+ ohne Sprossen	
	 1425 1955			
	✓ - bitte selber anpassen (falls nötig)!			

# Wandplan 1 und 2

## Langeoog 40

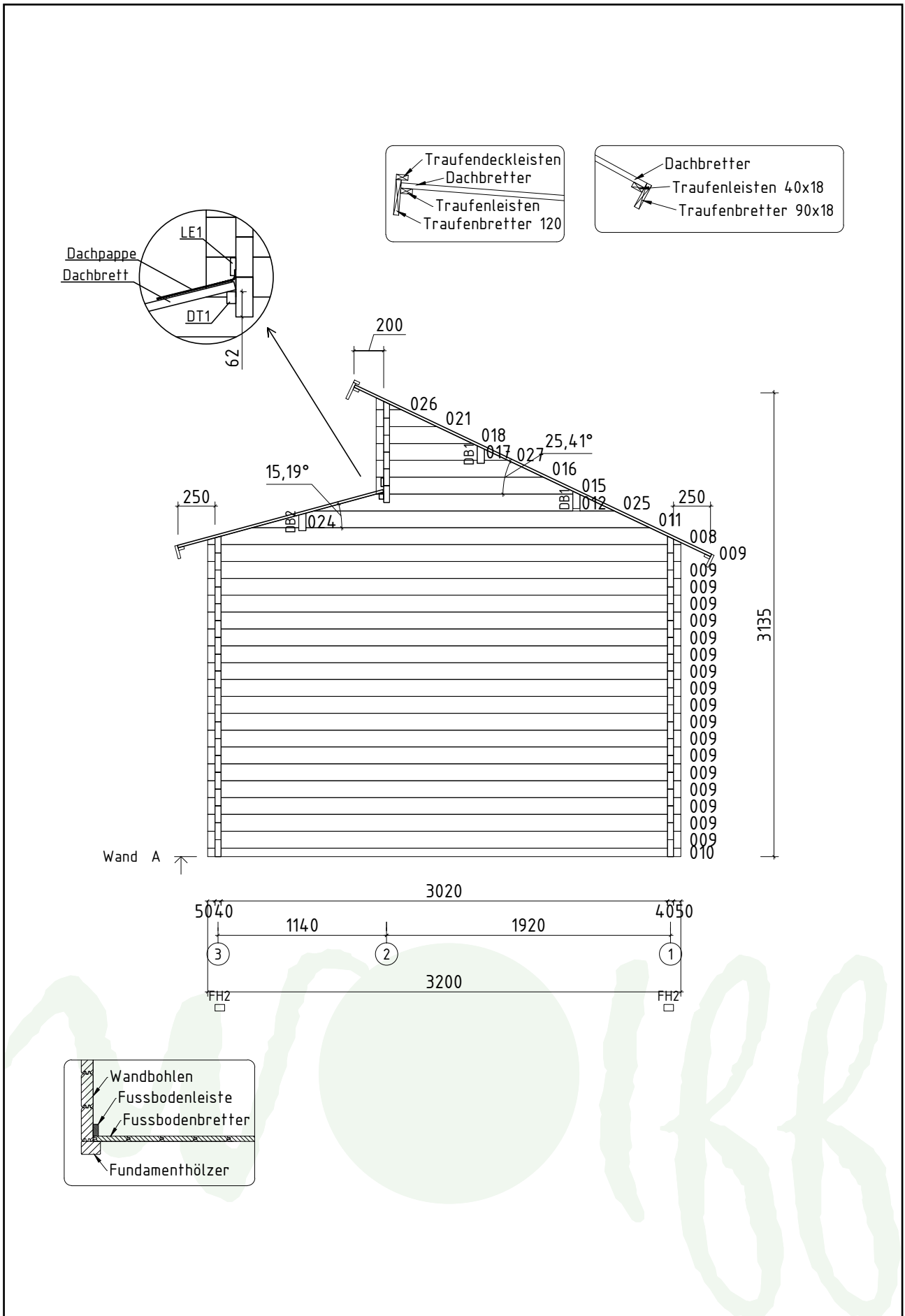


# Wandplan 3 Langeoog 40





# Wandplan A Langeoog 40



# Wandplan B Langeoog 40

