

Mona 34-AG

Wandaußenmaß: 300 x 240 cm

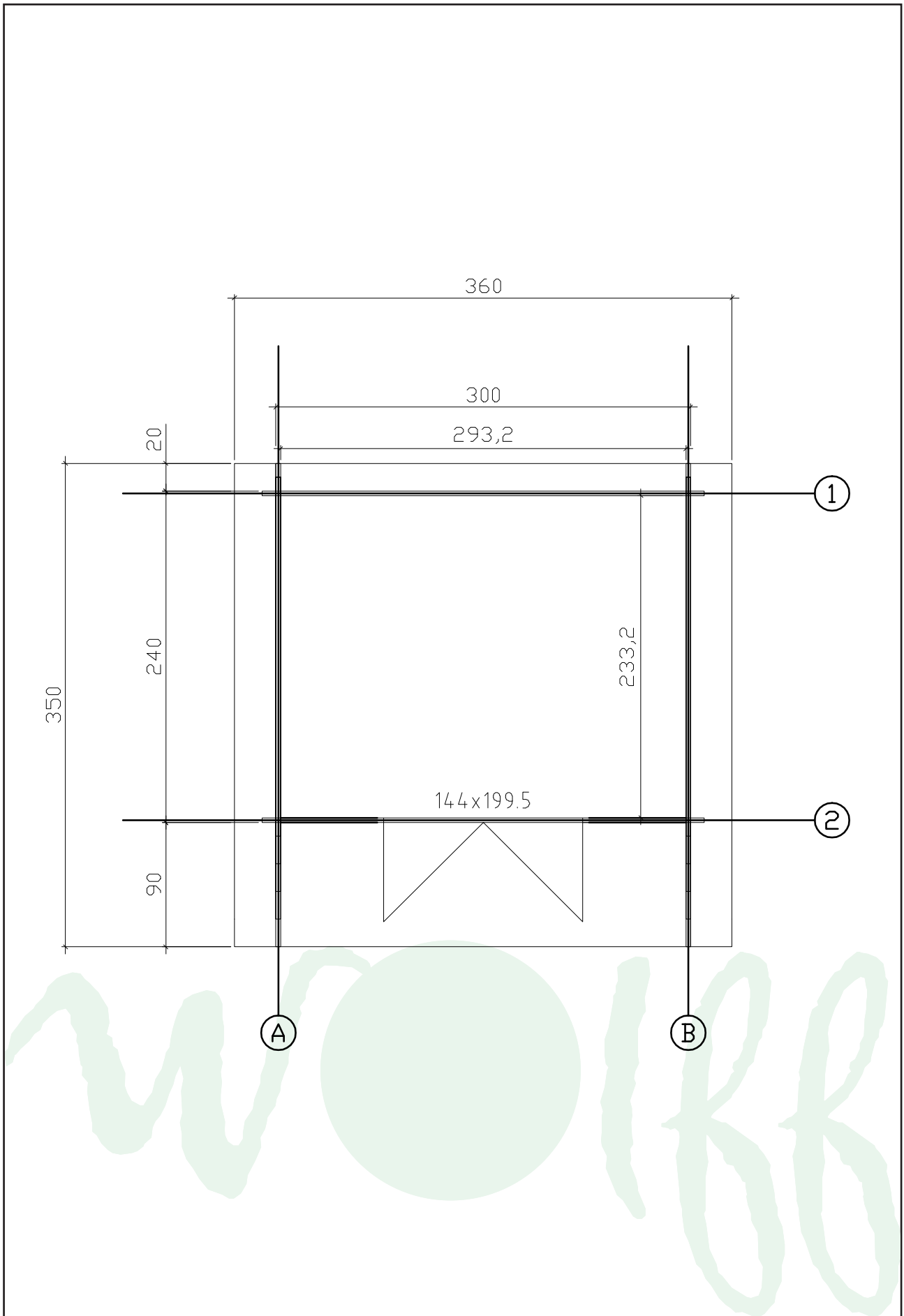
Bohlenstärke: 34 mm



Kontrolliert durch:

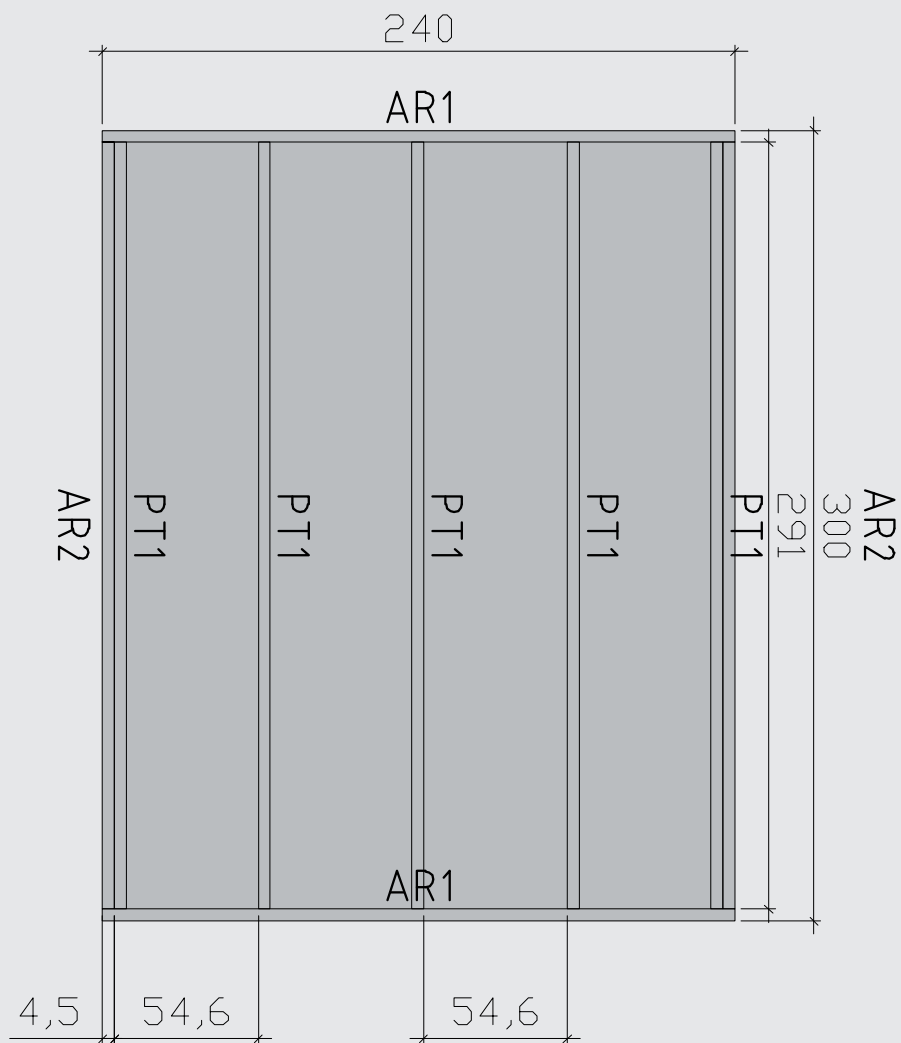
Achtung: Alle angegebenen Maße sind ca.-Maße!

Grundriss Mona 34-AG



Lagerholzplan und Fundamentplan Mona 34-AG

Wir empfehlen als Fundament für Ihr Gartenhaus eine vollflächig,
festgegründete gepflasterte oder betonierte Fläche.
Wahlweise ist auch ein Punkt- oder Streifenfundament möglich.



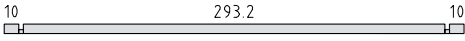
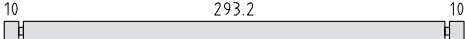
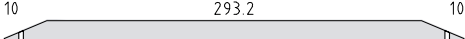
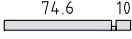

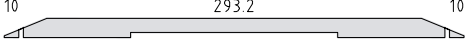







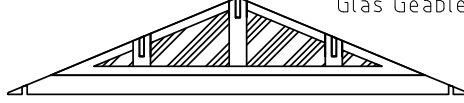
Teileliste 1

Mona 34-AG

Pos		Stück	Profile (cm)	Länge (cm)
PR1		2	4.3x14.5	350
PR2		1	4.3x14.5	350
AR2		2	4.5x7	291
AR1		2	4.5x7	240
PT1		5	4.5x7	291
017	FLOOR BOARDS/FUSSBODEN/LAME DE PLANCHER	26	11.2x1.8	2320
018	ROOF BOARDS/DACHBRETTER/VOLIGE	64	11.2x1.8	1895
019	ROOF EDGE REINFORCEMENT/TRAUFFENLEISTE/TASSEAU	2	2.6x3.2	3500
020	ROOF SIDE BOARDS/TRAUFFENBRETT/PLANCHE DE RIVE	2	1.8x9	3500
021	FASCIA BOARD/GIEBELBLENDE/PLANCHE DE RIVE (FACADE)	4	1.8x12.0	1950
022	FASCIA BOARD/GIEBELBLENDE/PLANCHE DE RIVE (FACADE)	4	1.8x6.0	1950
023	STORM EDGE/STURMLEISTEN/STORM MOLDING	4	2.6x3.2	2000
024	FLOOR EDGE TRIM/FUBLEISTEN/PLINTHE PLANCHER	4	2.0x4.5	2930
025	DIAMOND/RAUTE/DIAMANT	2	1.8x12	120
026	METAL BOLT/SCHRAUBE/BOLT	8	M8	8
027	Shim, Nut/Mutter, U-Scheibe/Ecrou,Rondelle - M10 mm - For fixing storm braces/Pour fixer les anti-tempefe/Für Sturmleisten	8	M8	
028	DOOR 142.5x196.5	1		
029	Nails/Nägel/Clous 2.5 x 50 mm - For fixing roofboards Befestigung Dachbretter/P our fixer les voliges	520		
030	Nails/Nägel/Clous 2.0 40 mm - For fixing roofing felt fillet (18 x 90 mm)/ Befestigung Giebelabschlu ßbrett (18 x 90 mm)/ Pour fixer la latte de finition de la couverture (18 x 90 mm)	20		
031	Screws/Schrauben/Vis 4 x 50 mm - For fixing roof side boards and roof edge reinforcement/Befestigung Traufenbretter und Trauffenleisten Pour fixer les planches de rive et le tasseau (30 x 34 mm) de renfort	54		
032	Nails/Nägel/Clous 2.5 x 25 mm - For fixing floorboards/ Befestigung Fußbodenbretter/Pour fixer les lames de plancher	48		
033	Nails/Nägel/Clous 1.4 x 40 mm - For fixing floor edge trims (19 x 19 mm)/ Befestigung Fußleisten/Pour fixer les plinthes du plancher (19 x 19 mm)	24		
034	Screws/Schrauben/Vis 4x70 mm - For bearers/ Befestigung Fundamentbalken/Pour fixer les solives	28		

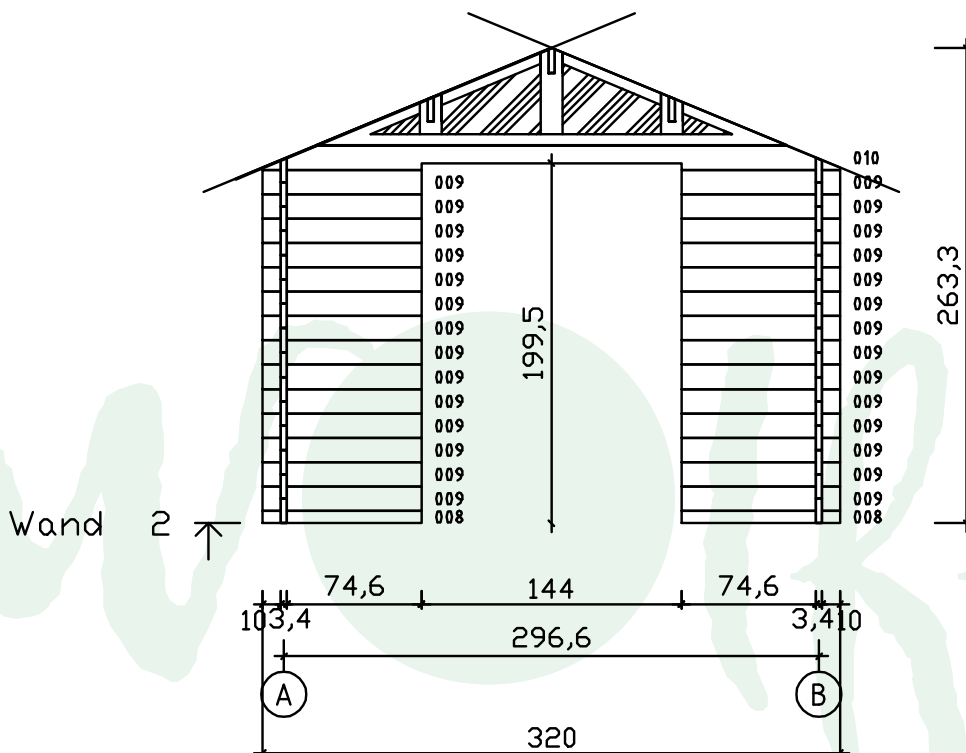
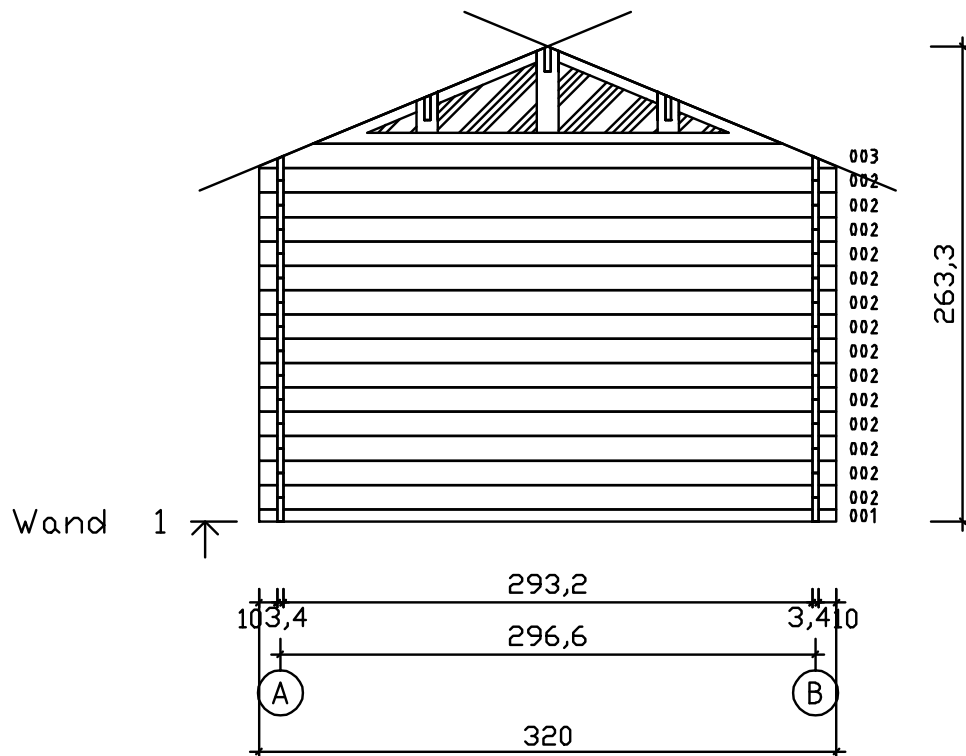
Teileliste 2

Mona 34-AG

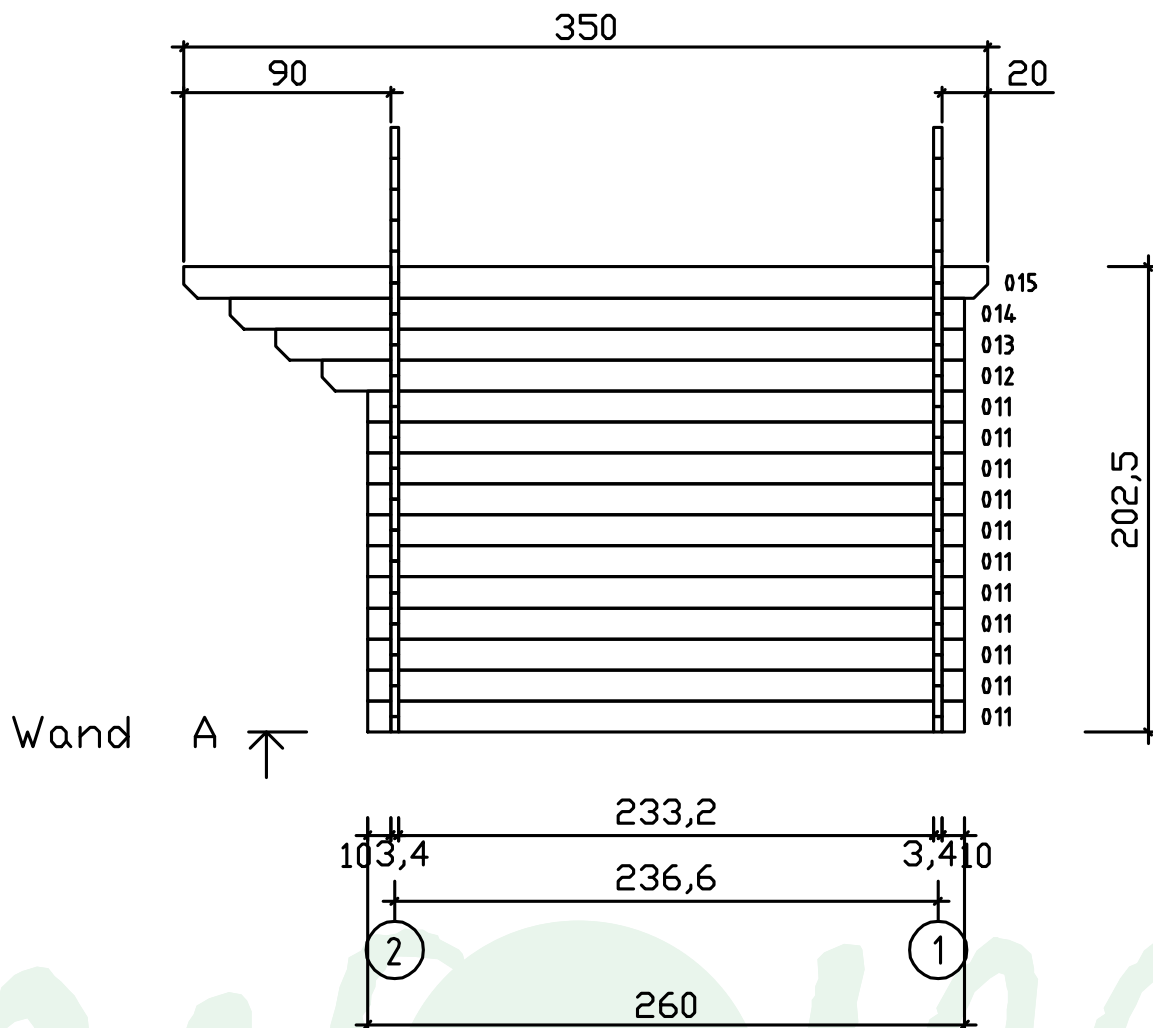
Pos		Stück	Profile (cm)	Länge (cm)
001		1	3.4x6.8	320
002		14	3.4x13.5	320
003		1	3.4x13.5	320
008		2	3.4x6.8	88
009		28	3.4x13.5	88
010		1	3.4x13.5	320
011		22	3.4x13.5	260
012		2	3.4x13.5	280
013		2	3.4x13.5	300
014		2	3.4x13.5	320
015		1	3.4x13.5	350
016		1	3.4x13.5	350
017	 Glas Geable	1	3.4x67.5	320
018	 Glas Geable	1	3.4x67.5	320



Wandplan 1 und 2 Mona 34-AG



Wandplan A Mona 34-AG



Wandplan B Mona 34-AG

