

Technische Daten: Skagen 44-A

Wandaußenmaß: 300 x 245 cm

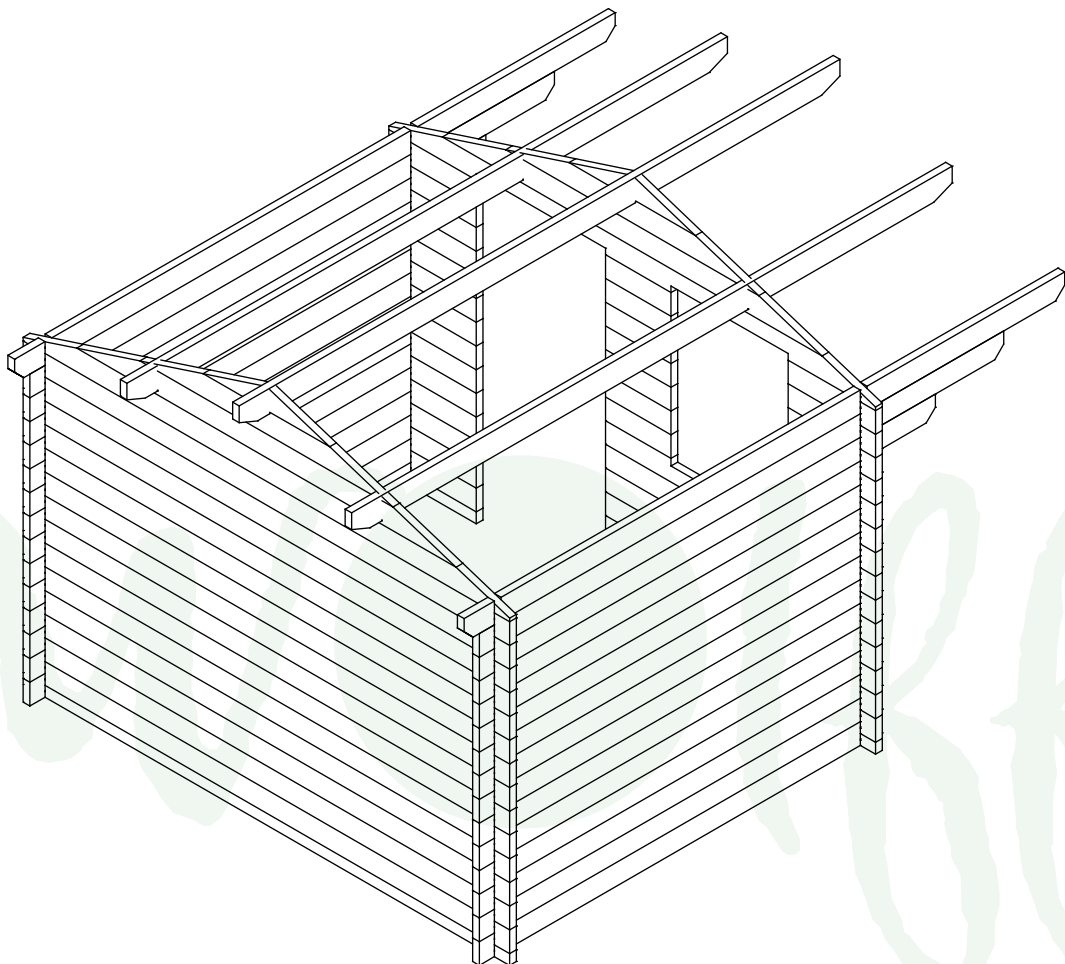
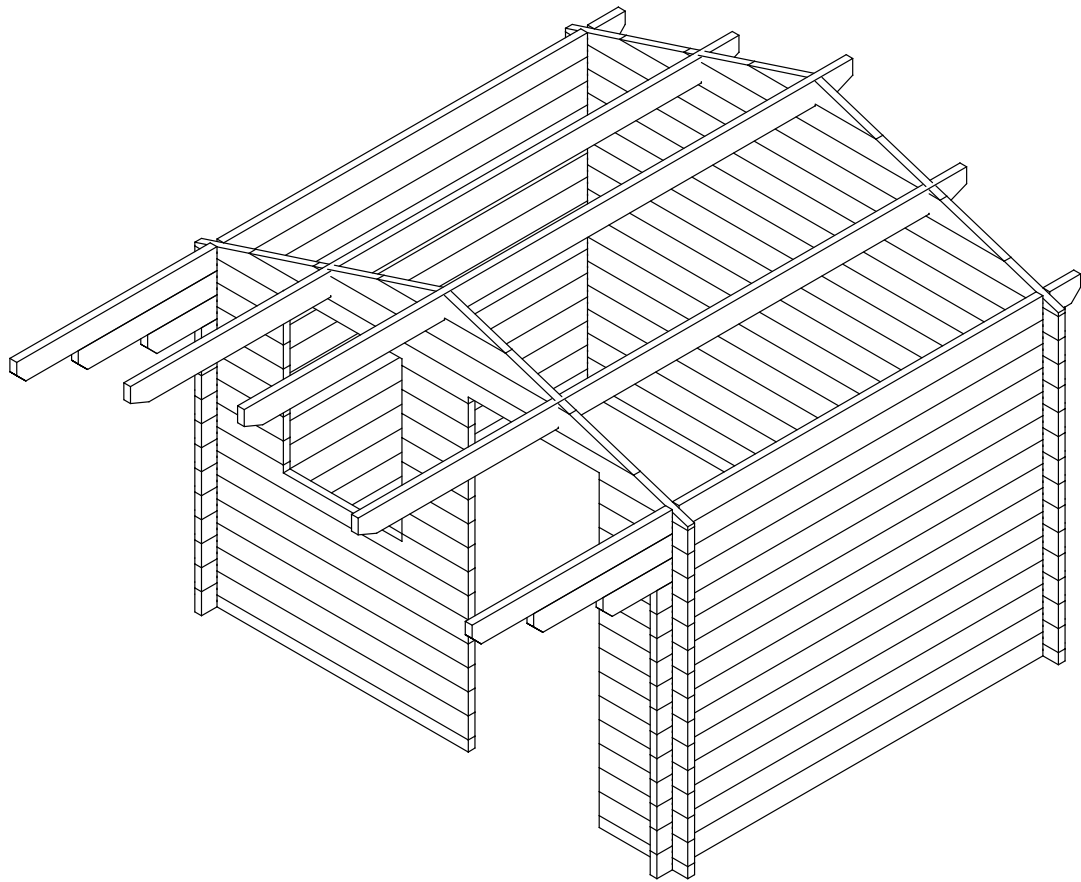
Bohlenstärke: 44 mm



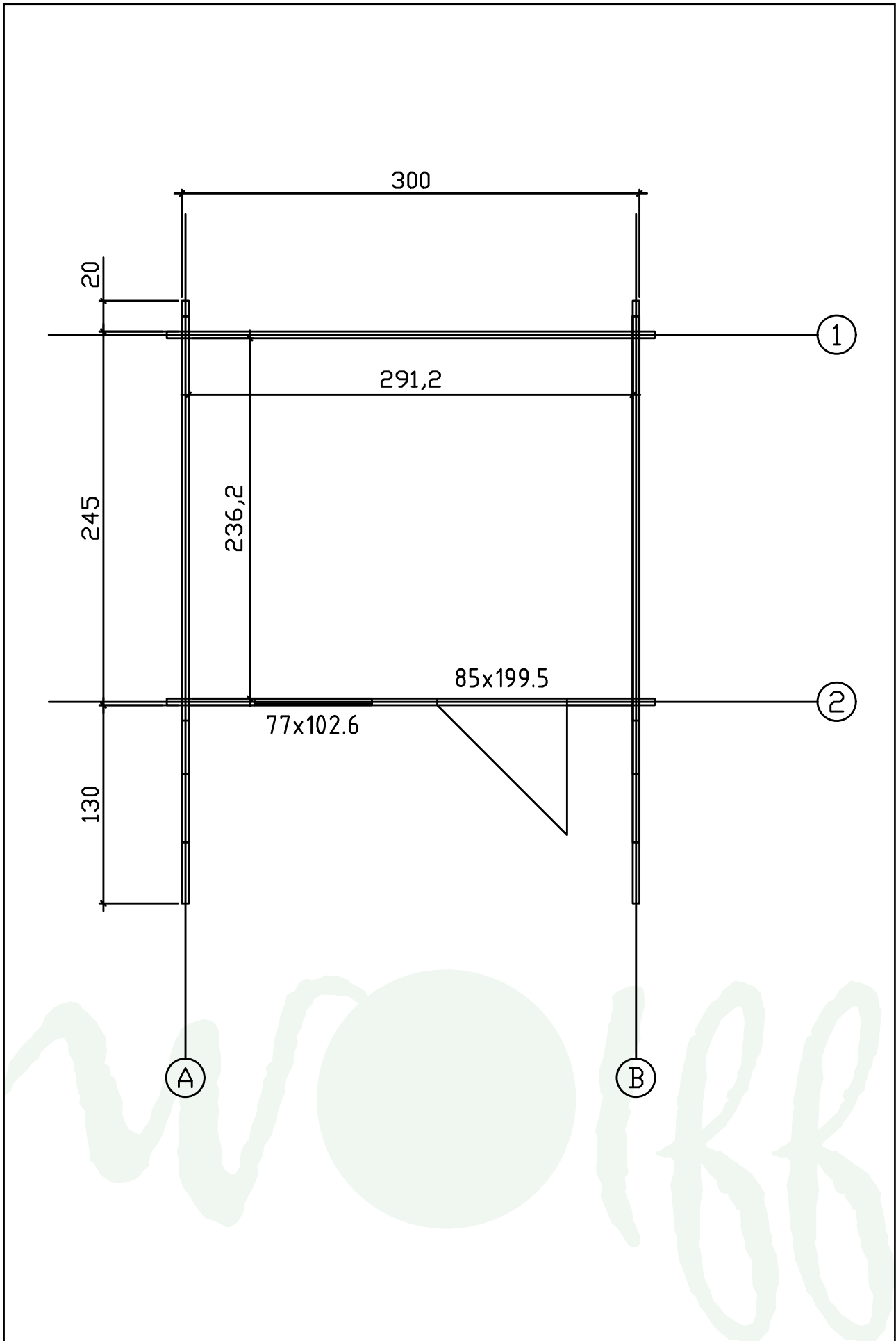
Kontrolliert durch:

Achtung: Alle angegebenen Maße sind ca.-Maße!

3D-Ansicht Skagen 44-A

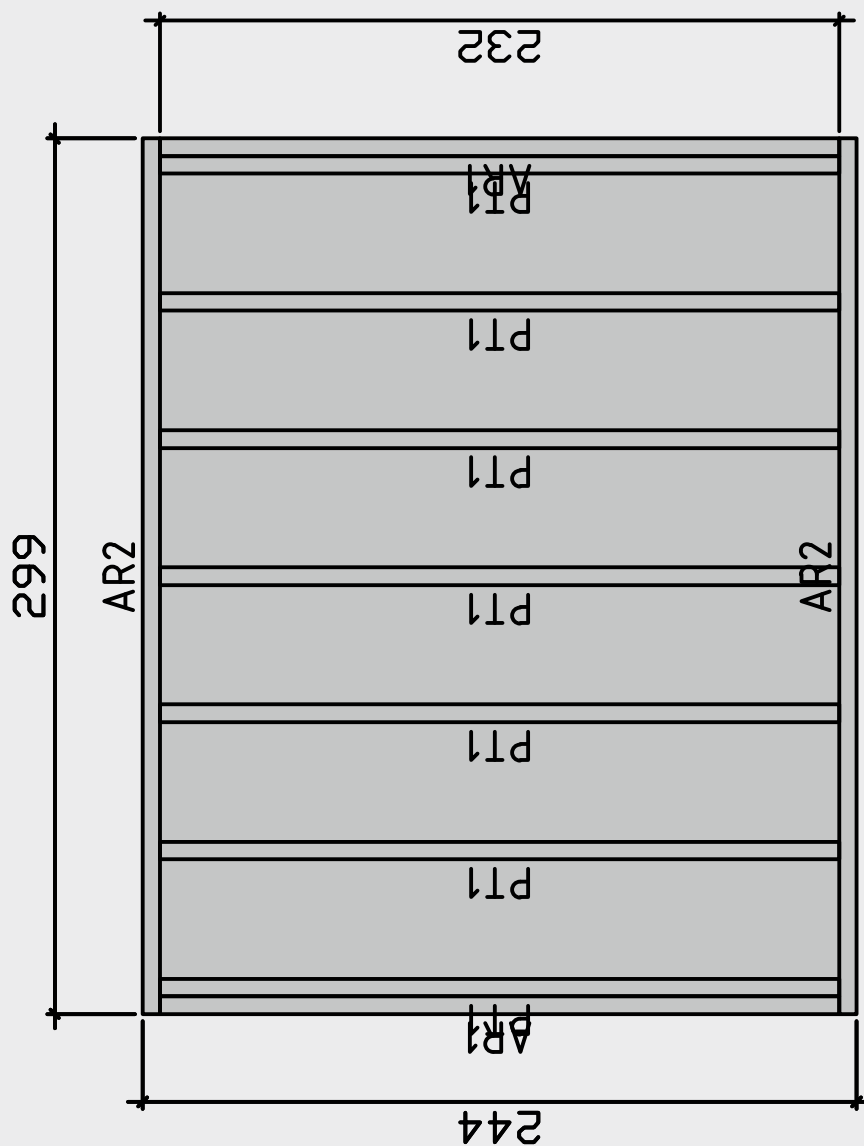


Grundriss Skagen 44-A



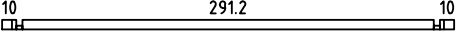
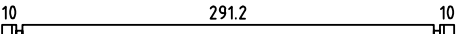
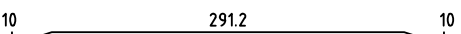



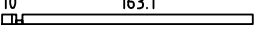

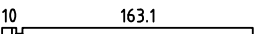

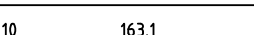

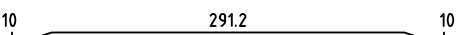
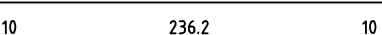
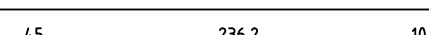






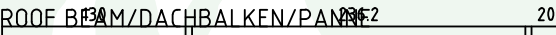

Lagerholzplan und Fundamentplan Skagen 44-A

Wir empfehlen als Fundament für Ihr Gartenhaus eine vollflächig festgegründete, gepflasterte oder betonierte Fläche.
Wahlweise ist auch ein Punkt- oder Streifenfundament möglich.






















Teileliste 1

Skagen 44-A

Pos		Arv	Profile (cm)	Length (cm)
001		1	4.4x6.8	320
002		14	4.4x13.5	320
003		1	4.4x13.5	320
004		2	4.4x13.5	249.6
005		2	4.4x13.5	166.4
006		4	4.4x13	40
007		1	4.4x6.8	177.5
008		1	4.4x6.8	57.5
009		6	4.4x13.5	177.5
010		21	4.4x13.5	57.5
011		1	4.4x13.5	177.5
012		7	4.4x13.5	43.1
013		1	4.4x13.5	320
014		24	4.4x13.5	265
015		2	4.4x13.5	300
016		2	4.4x13.5	345
017		1	4.4x13.5	395
018		1	4.4x13.5	395
PT1	FOUNDATION/FUNDAMENT/SOLIVE 	7	4,3x7,0	232
AR2	FOUNDATION/FUNDAMENT/SOLIVE 	2	4,3x7,0	299
AR1	FOUNDATION/FUNDAMENT/SOLIVE 	2	4,3x7,0	232
PR1	ROOF BEAM/DACHBALKEN/PANNE 	2	4.3x14.5	395
PR2	ROOF BEAM/DACHBALKEN/PANNE 	1	4.3x14.5	395
A2	WINDOW 77x102.6	1		
018	DOOR 85x199.5	1		

Teileliste 2

Skagen 44-A

Pos		Arv	Profile (cm)	Length (cm)
020	FLOOR BOARDS/FUSSBODEN/LAME DE PLANCHER 	21	11.2x1.8	2900
021	ROOF BOARDS/DACHBRETTER/VOLIGE 	72	11.2x1.8	1890
022	ROOF EDGE REINFORCEMENT/TRAUFENLEISTE/TASSEAU 	2	2.6x3.2	3950
023	ROOF SIDE BOARDS/TRAUFENBRETT/PLANCHE DE RIVE 	2	1.8x9	3950
024	FASCIA BOARD/GIEBELBLENDE/PLANCHE DE RIVE (FACADE) 	4	1.8x12.0	1990
025	FASCIA BOARD/GIEBELBLENDE/PLANCHE DE RIVE (FACADE) 	4	1.8x6.0	1990
026	FLOOR EDGE TRIM/FUßLEISTEN/PLINTHE PLANCHER 	4	2.0x4.5	2910
027	DIAMOND/RAUTE/DIAMANT 	2	1.8x12	120
028	METAL STORM BRACE/GEWINDESTANGE/TIGE FILETEE 	5	M10	200
029	Shim, Nut/Mutter, U-Scheibe/Écrou,Rondelle - M10 mm - For fixing storm braces/Pour fixer les anti-tempete/Für Sturmleisten 	8	M10	
030	CONNECTION NUT/ÜBERWURFMUTTER/ECROU DE RACCORDEMENT 	4	M10	
031	Nails/Nägel/Clous 2.5 x 50 mm - For fixing roofboards Befestigung Dachbretter/P our fixer les voliges 	450		
032	Nails/Nägel/Clous 2.0 40 mm - For fixing roofing felt fillet (18 x 90 mm)/ Befestigung Giebelabschlu ßbrett (18 x 90 mm)/ Pour fixer la latte de finition de la couverture (18 x 90 mm) 	20		
033	Screws/Schrauben/Vis 4 x 50 mm - For fixing roof side boards and roof edge reinforcement/Befestigung Traufenbretter und Traufenleisten Pour fixer les planches de rive et le tasseau (30 x 34 mm) de renfort 	72		
034	Screws/Schrauben/Vis 2.5X25 mm - For fixing window and door trims/ Befestigung Fenster und Türen/P our fixer les croisillons des fenetres et des portes 	25		
035	Screws/Schrauben/Vis 4 x 50 mm - For fixing first row of wall logs/ Fixierung des ersten Bohlenkranzes/Pour fixer le premier rang de madrier 	6		
036	Nails/Nägel/Clous 2.5 x 50 mm - For fixing floorboards/ Befestigung Fußbodenbretter/Pour fixer les lames de plancher 	300		
037	Nails/Nägel/Clous 1.4 x 40 mm - For fixing floor edge trims (19 x 19 mm)/ Befestigung Fußleisten/Pour fixer les plinthes du plancher (19 x 19 mm) 	30		
038	Screws/Schrauben/Vis 4x70 mm - For bearers/ Befestigung Fundamentbalken/Pour fixer les solives 	18		

Wandplan A und B Skagen 44-A

