

Göteborg 70-D

Wandaußenmaß: 414 x 571 cm

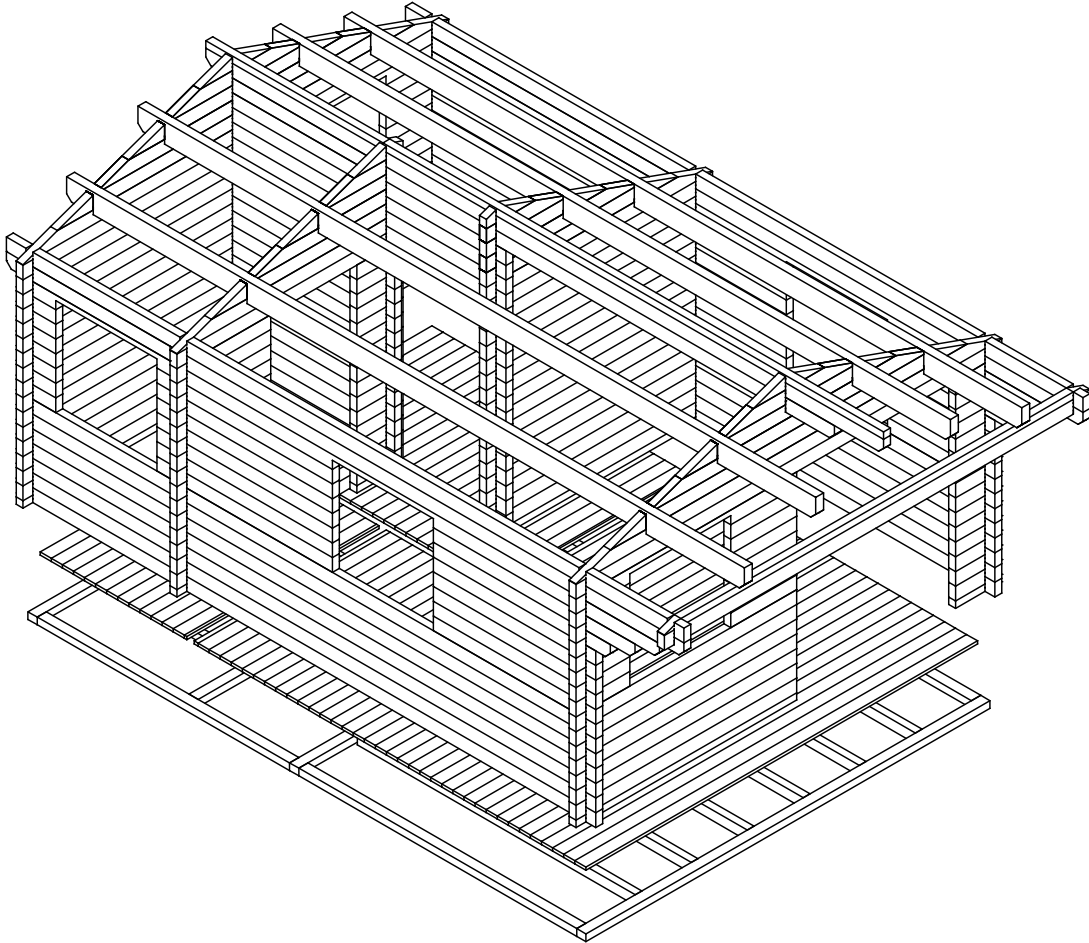
Bohlenstärke: 70 mm



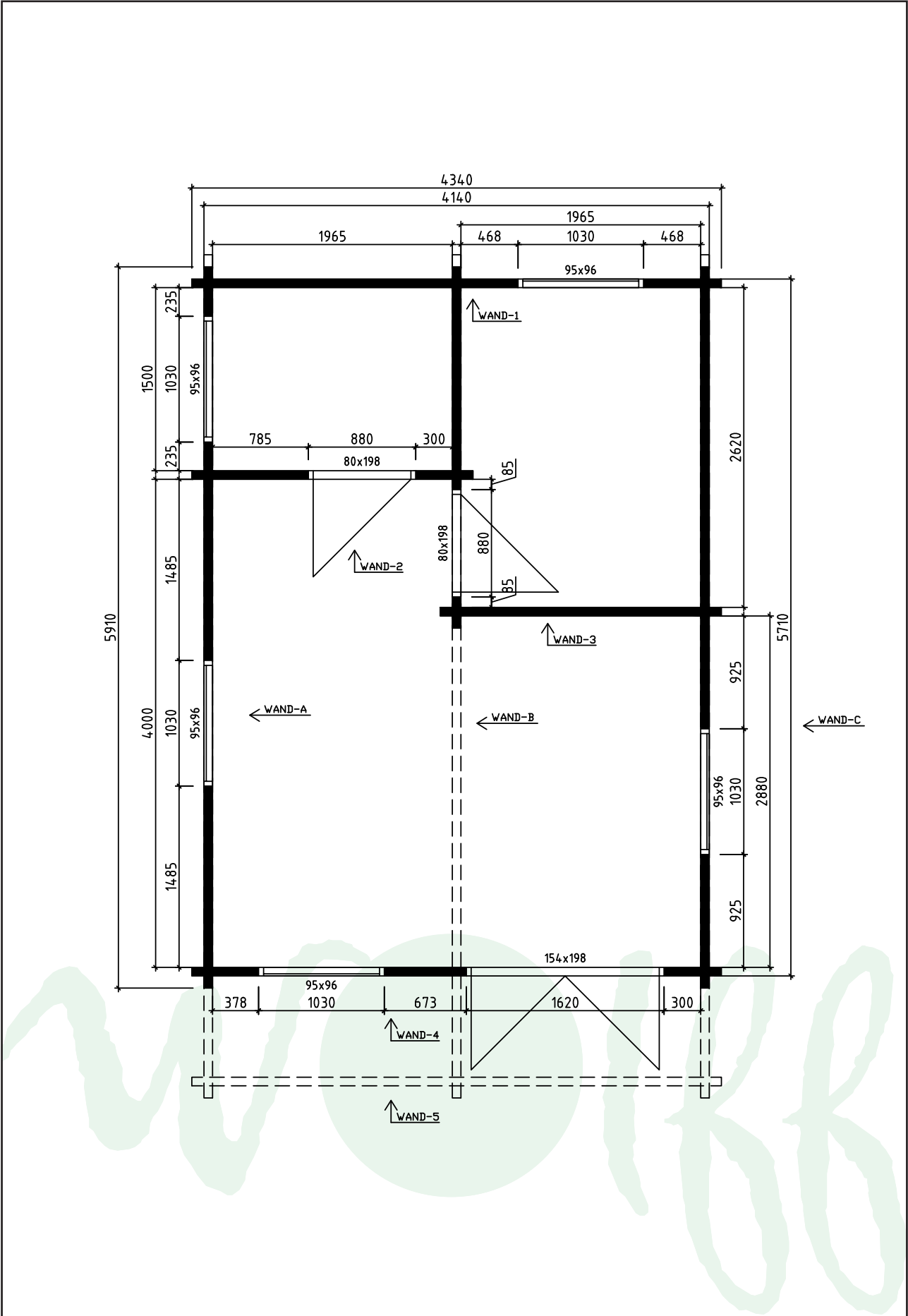
Kontrolliert durch:

Achtung: Alle angegebenen Maße sind ca.-Maße!

3D-Ansicht Göteborg 70-D

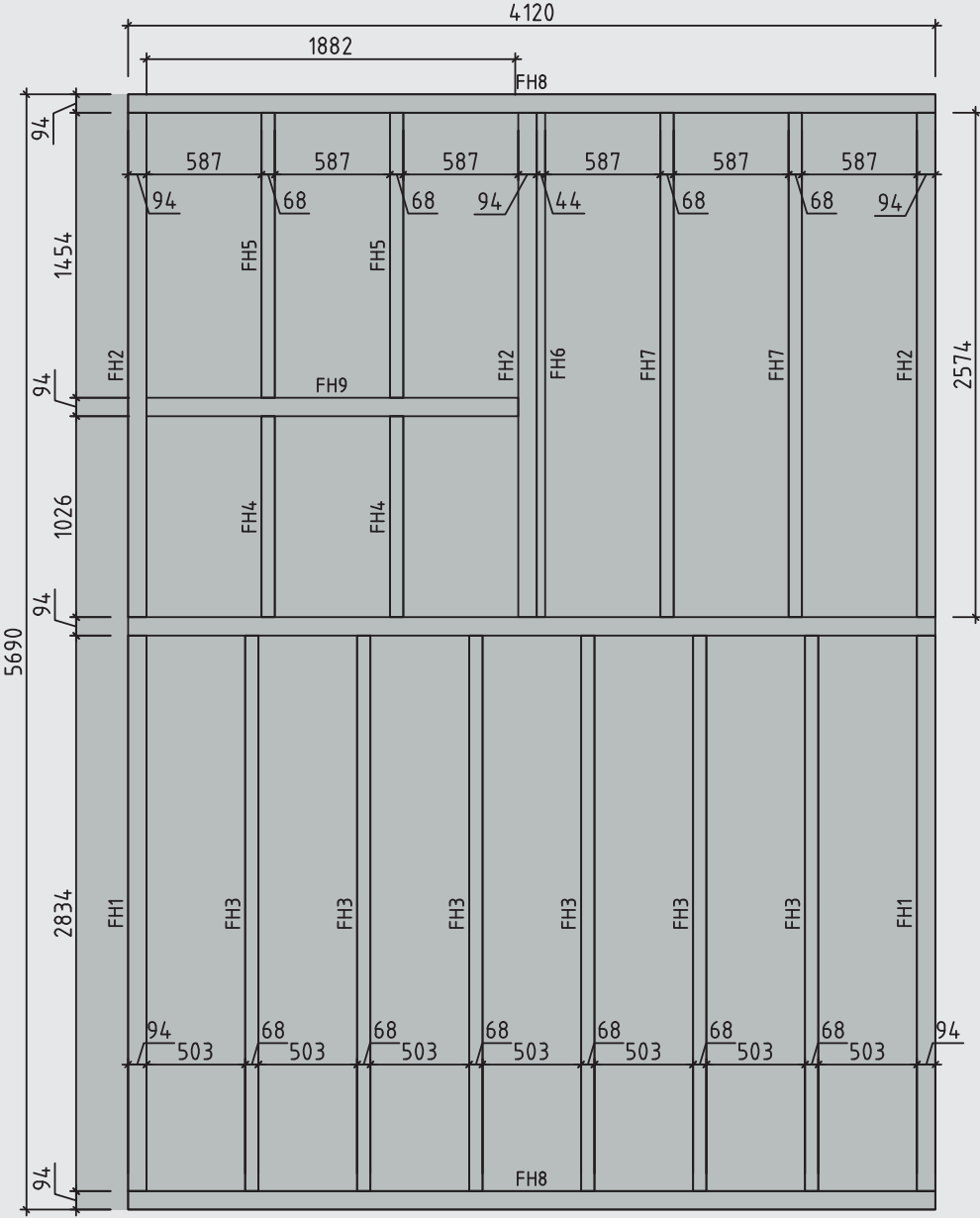


Grundriss Göteborg 70-D



Lagerholzplan und Fundamentplan Göteborg 70-D

Wir empfehlen als Fundament für Ihr Gartenhaus eine vollflächig, festgegründete gepflasterte oder betonierte Fläche.
Wahlweise ist auch ein Punkt- oder Streifenfundament möglich.



Dieser Fundamentplan ist ein unverbindlicher Vorschlag und kann individuell verändert werden!

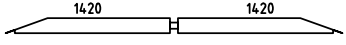




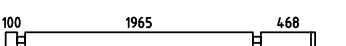
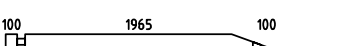




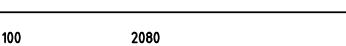
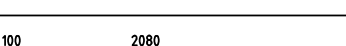




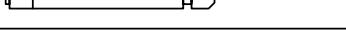
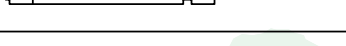
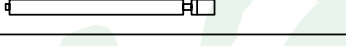



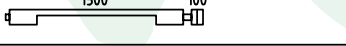
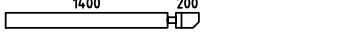
Teileliste 1

Göteborg 70-D

Pos		Stck	Profil (mm)	Länge (mm)
001		7	70x130	5910
002		7	70x130	5910
003		1	70x130	5240
004		1	70x130	5105
005		1	70x65	5105
006		1	70x130	5105
007		1	70x130	4855
008		1	70x130	4740
009		1	70x65	4340
010		1	70x130	4340
011		1	70x130	4340
012		2	70x130	4340
013		8	70x130	4340
014		1	70x130	4340
015		1	70x65	4340
016		1	70x130	4120
017		1	70x130	3985
018		6	70x130	3785
019		1	70x130	3785
020		1	70x130	3735
021		1	70x130	2960
022		3	70x130	2960
023		1	70x130	2960
024		1	70x130	2925
025		1	70x130	2909

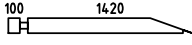
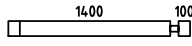
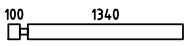
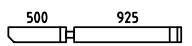

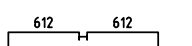
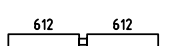




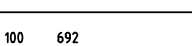




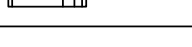

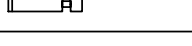






Teileliste 2

Göteborg 70-D

Pos		Stck	Profil (mm)	Länge (mm)
026		1	70x130	2909
027		1	70x130	2825
028		1	70x130	2790
029		1	70x130	2749
030		1	70x130	2749
031		7	70x130	2672
032		2	70x130	2305
033		17	70x130	2305
034		1	70x65	2305
035		1	70x65	2250
036		1	70x130	2250
037		4	70x130	2250
038		1	70x130	2250
039		2	70x130	2250
040		1	70x130	2055
041		15	70x130	1825
042		1	70x130	1805
043		1	70x65	1805
044		1	70x130	1805
045		1	70x130	1805
046		1	70x130	1790
047		6	70x130	1790
048		1	70x130	1705
049		1	70x130	1670
050		5	70x130	1655
























Teileliste 3

Göteborg 70-D

Pos		Stck	Profil (mm)	Länge (mm)
051		2	70x130	1590
052		1	70x130	1570
053		2	70x130	1510
054		1	70x130	1495
055		2	70x130	1455
056		1	70x130	1295
057		1	70x130	1295
058		1	70x130	1245
059		5	70x130	1095
060		1	70x65	955
061		15	70x130	955
062		2	70x130	862
063		2	70x130	782
064		2	70x117	727
065		2	70x130	673
066		1	70x130	673
067		4	70x130	673
068		7	70x130	638
069		7	70x130	548
070		2	70x117	499
071		1	70x65	470
072		9	70x130	470
073		2	70x130	470
074		4	70x130	470
075		1	70x65	470












Teileliste 4

Göteborg 70-D

Pos		Stck	Profil (mm)	Länge (mm)
076		15	70x130	470
077		7	70x130	405
078		6	70x130	364
079		6	70x130	364
080		14	70x130	255
081		1	70x130	255
082	=	6	70x29	80
083	=	6	70x29	80
FH8	FUNDAMENTHÖLZER 	3	94x68	4120
FH1	FUNDAMENTHÖLZER 	2	94x68	2834
FH2	FUNDAMENTHÖLZER 	3	94x68	2574
FH9	FUNDAMENTHÖLZER 	1	94x68	1897
FH3	FUNDAMENTHÖLZER 	6	68x94	2834
FH7	FUNDAMENTHÖLZER 	2	68x94	2574
FH5	FUNDAMENTHÖLZER 	2	68x68	1454
FH4	FUNDAMENTHÖLZER 	2	68x68	1026
FH6	FUNDAMENTHÖLZER 	1	44x68	2574
LE1	LEISTE 	1	60x18	2780
DB1	DACHBALKEN 	2	80x200	6910
DB2	DACHBALKEN 	2	80x200	6910
	FUSSBODENBRETTER 	26+1	113x28	3995
	FUSSBODENBRETTER 	48	113x28	1960
	DACHBRETTER 	124+1 160+1	113x18 88x18	2465
	ABDECKLEISTEN 	✓	15x28	22,0
	FUSSBODENLEISTE 	✓	14x55	32,0

Teileliste 5

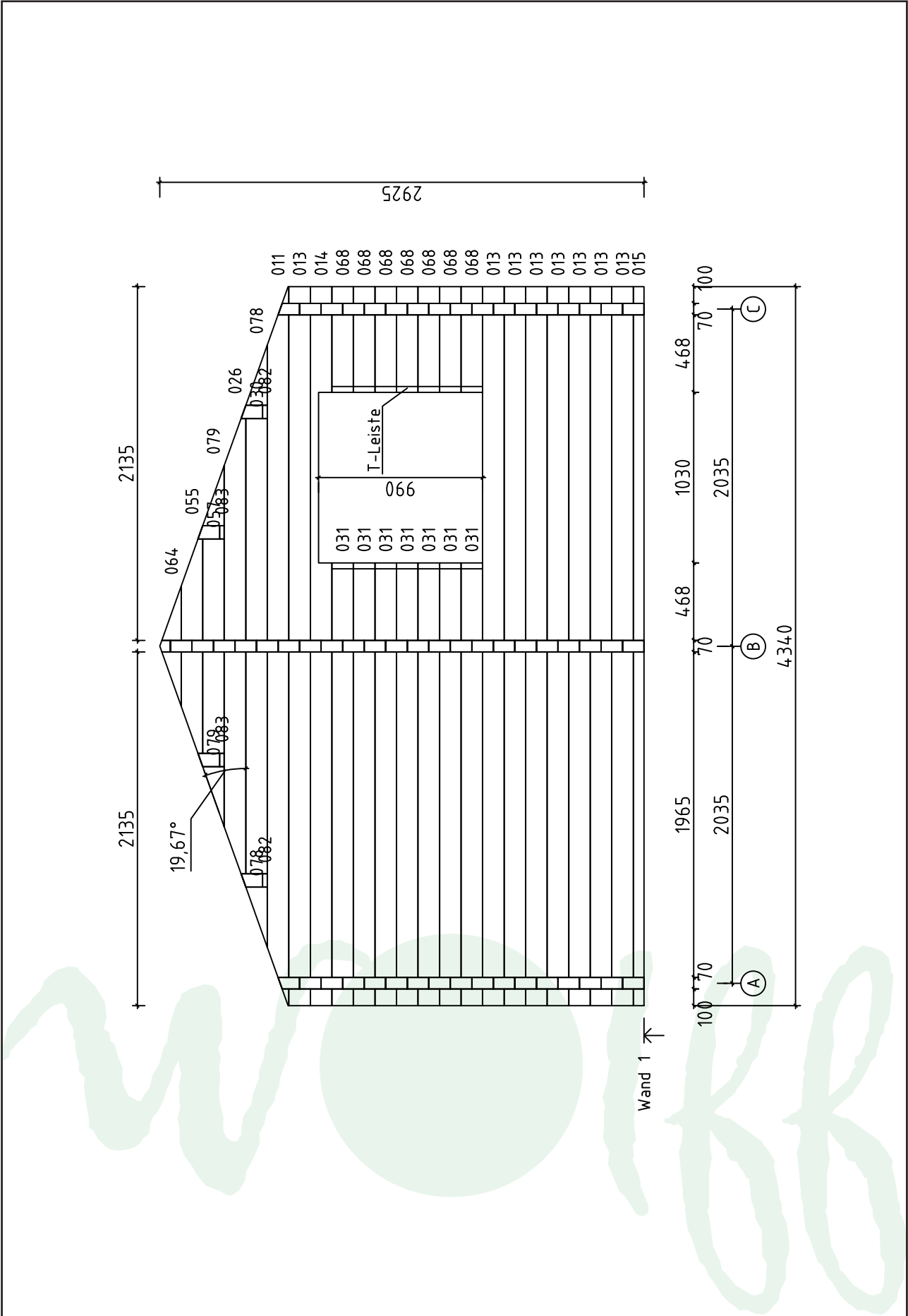
Göteborg 70-D

Pos		Stck	Profil (mm)	Länge (mm)
	TRAUFENLEISTE 	8	40x18	1728
	GIEBELBRETTER  19,7° ✓	4	94x18	2545
	GIEBELDECKLEISTE  ✓	4	60x18	2545
	GIEBELLEISTE  19,7° ✓	4	60x18	2545
	GIEBELZIERBRETTER  19,7° ✓	4	120x18	2545
	TRAUFENBRETTER 	4	94x18	3455
	Giebelsegment 	2		
	FENSTER 950x960	5	No 3	
	TÜR 1540x1980 DIN rechts	1	No 12	
	TÜR 800x1980 DIN links	2	No 15	
	T-Leiste 	10	55x48	880
	T-Leiste 	4	55x48	1975
	T-Leiste 	2	55x48	1910
KL1	Gewindestange M8	4 4	M8	2000 240
SL1	Metallstange M10	6	M10	870
SL2	Metallstange M10	2	M10	675
SL3	Metallstange M10	4	M10	740
SL4	Metallstange M10	2	M10	415
SL5	Metallstange M10	3	M10	480
	Distanzmuffen für Gewindestangen	4	M8	
	Mutter, U-Scheibe	8	M8	
	Schlaghölzer 	3		250-400
	Schrauben 3,0x30	108	Abdeckleiste Fussbodenleiste	
	Schrauben 3,5x35	28	Traufenleiste 40mm	
	Schrauben 3,5x45	114	Giebelleisten, Giebelbretter Giebelsegment, Traufenbretter	

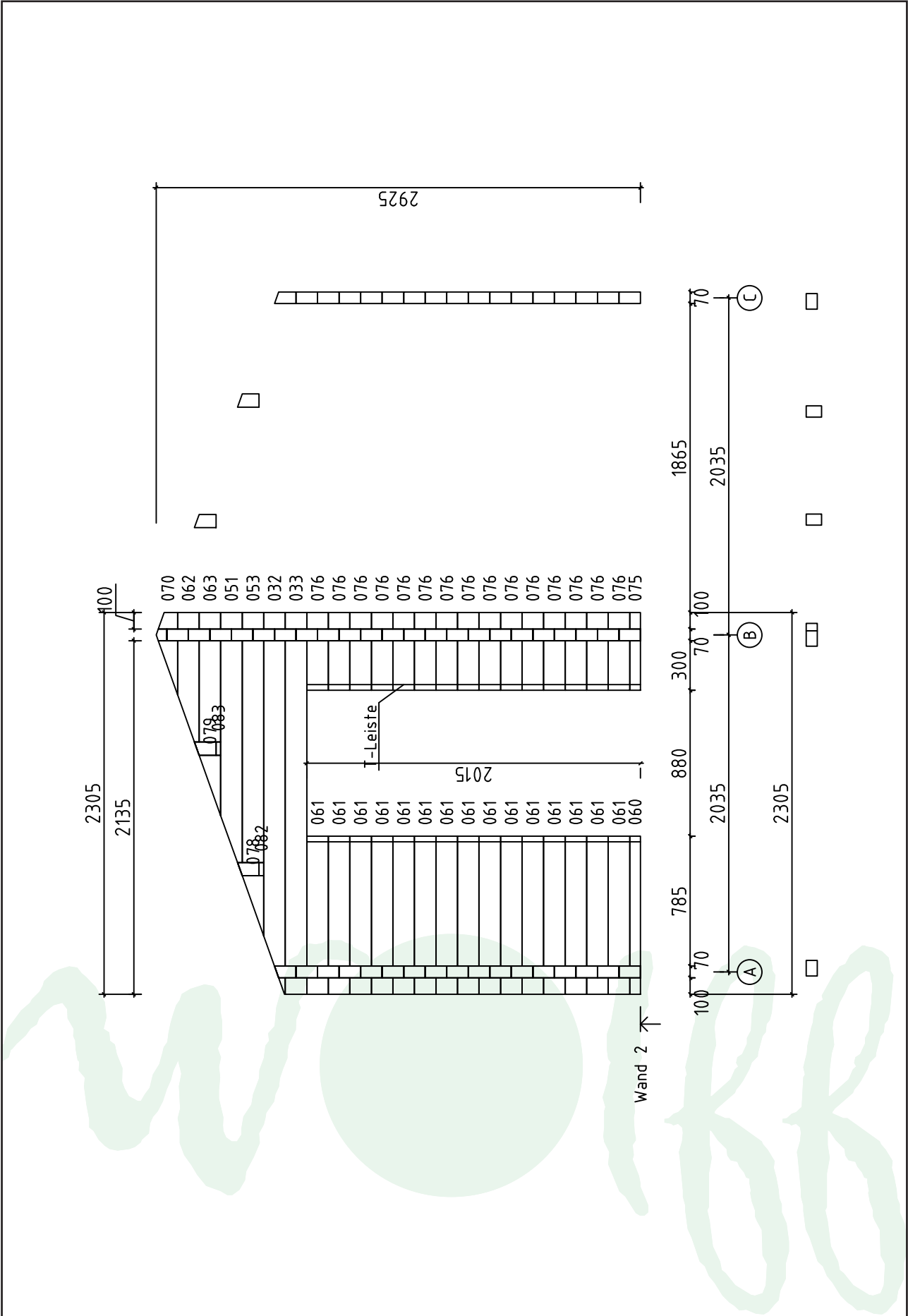
Teileliste 6 Göteborg 70-D

Pos		Stck	Profil (mm)	Länge (mm)
	Schrauben 5,0x100 Lagerhölzer	72		
	Nägel 2,5x50 Dachbretter	1288		
	Nägel 2,5x60 Fussbodenbretter	816		
	Dachpappnägel 2,0x18 Dachpappe	840		
	Dachpappe ✓		7,0 m-6st 42,0m ²	
	Verbindungsstreifen+ befestigung für verbinden der Wandbohlen ●	6		
	Holz-Klotzen für verbinden der Wandbohlen	3		
	✓ - bitte selber anpassen (falls nötig)			

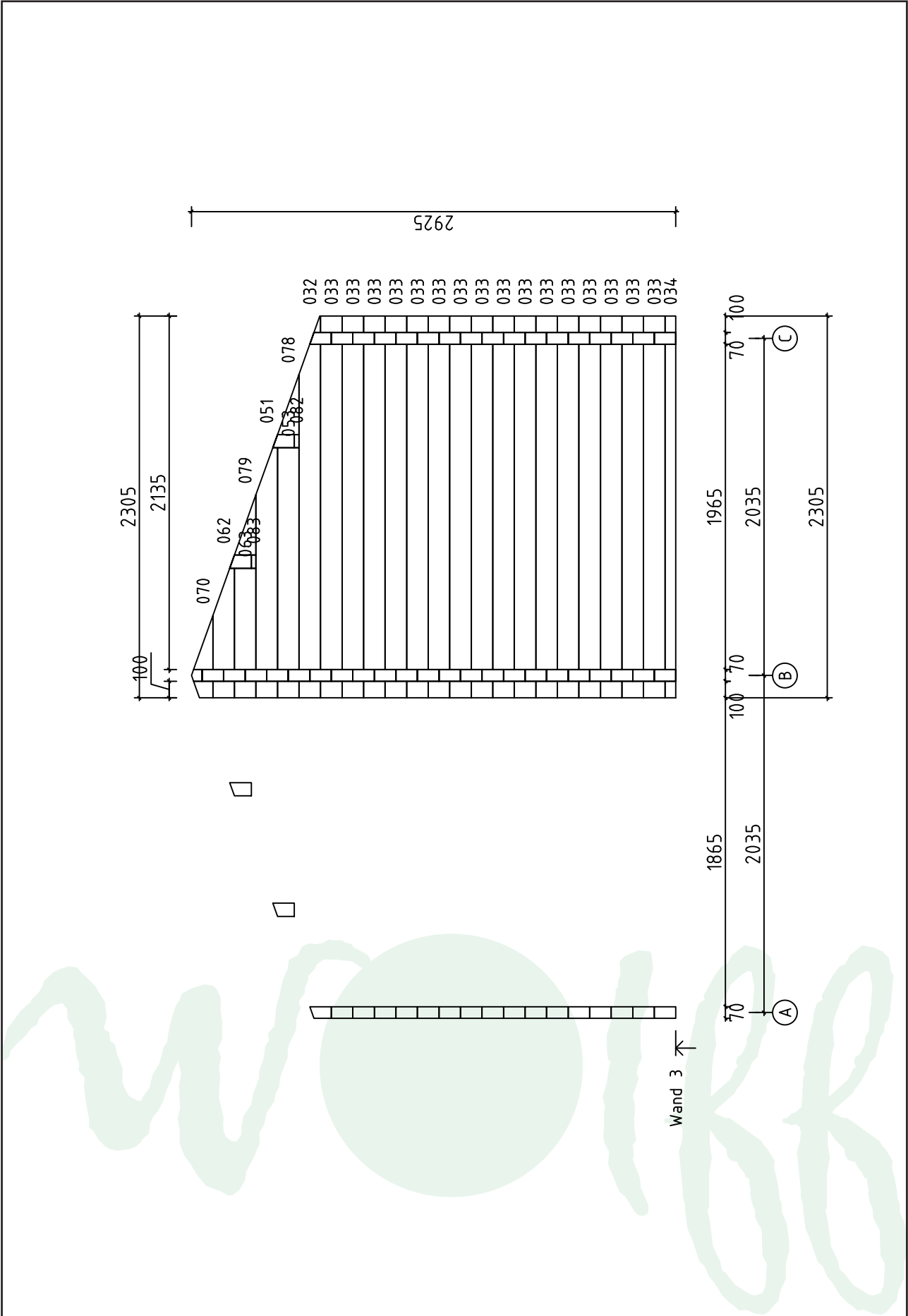
Wand 1 Göteborg 70-D



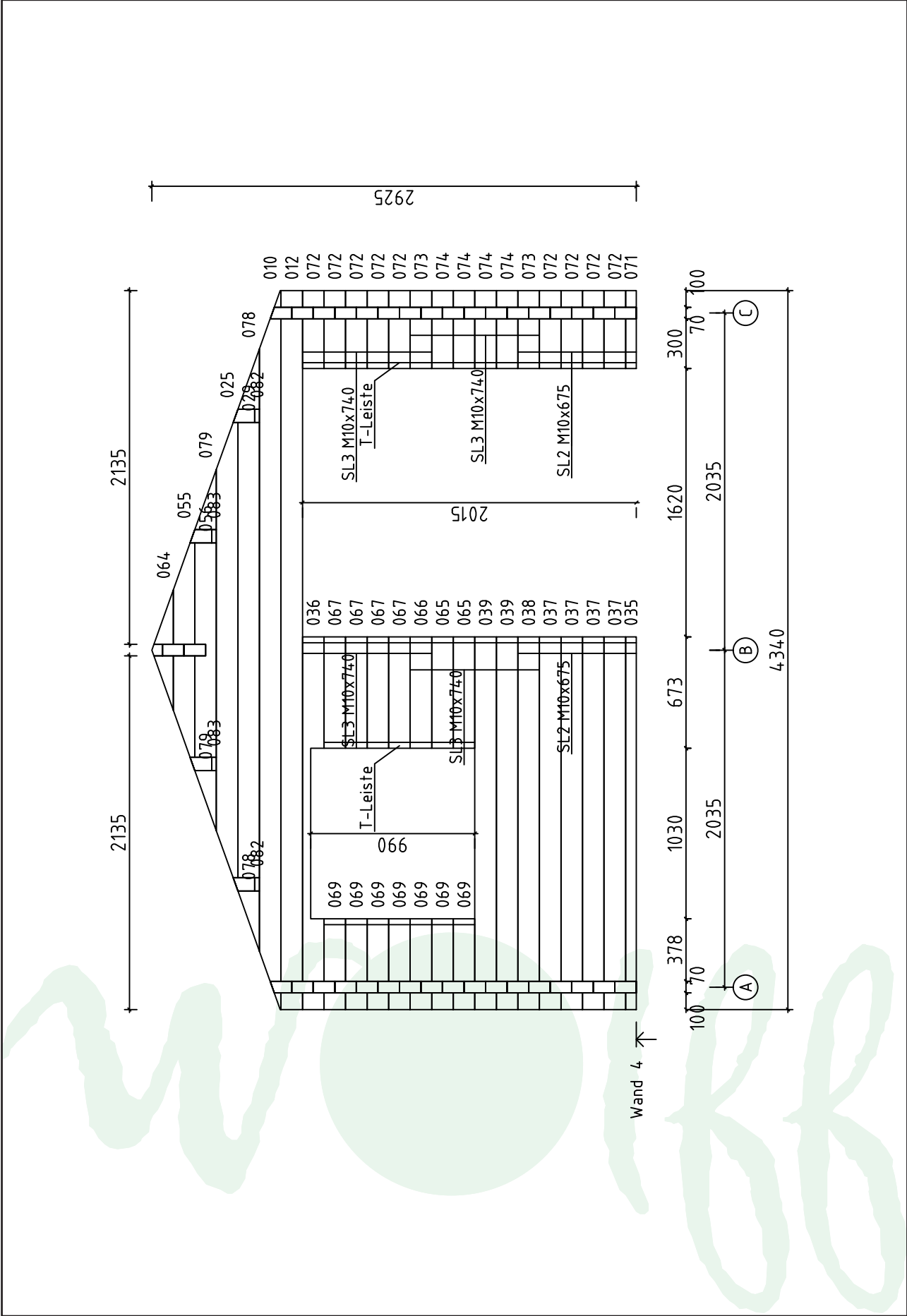
Wand 2 Göteborg 70-D



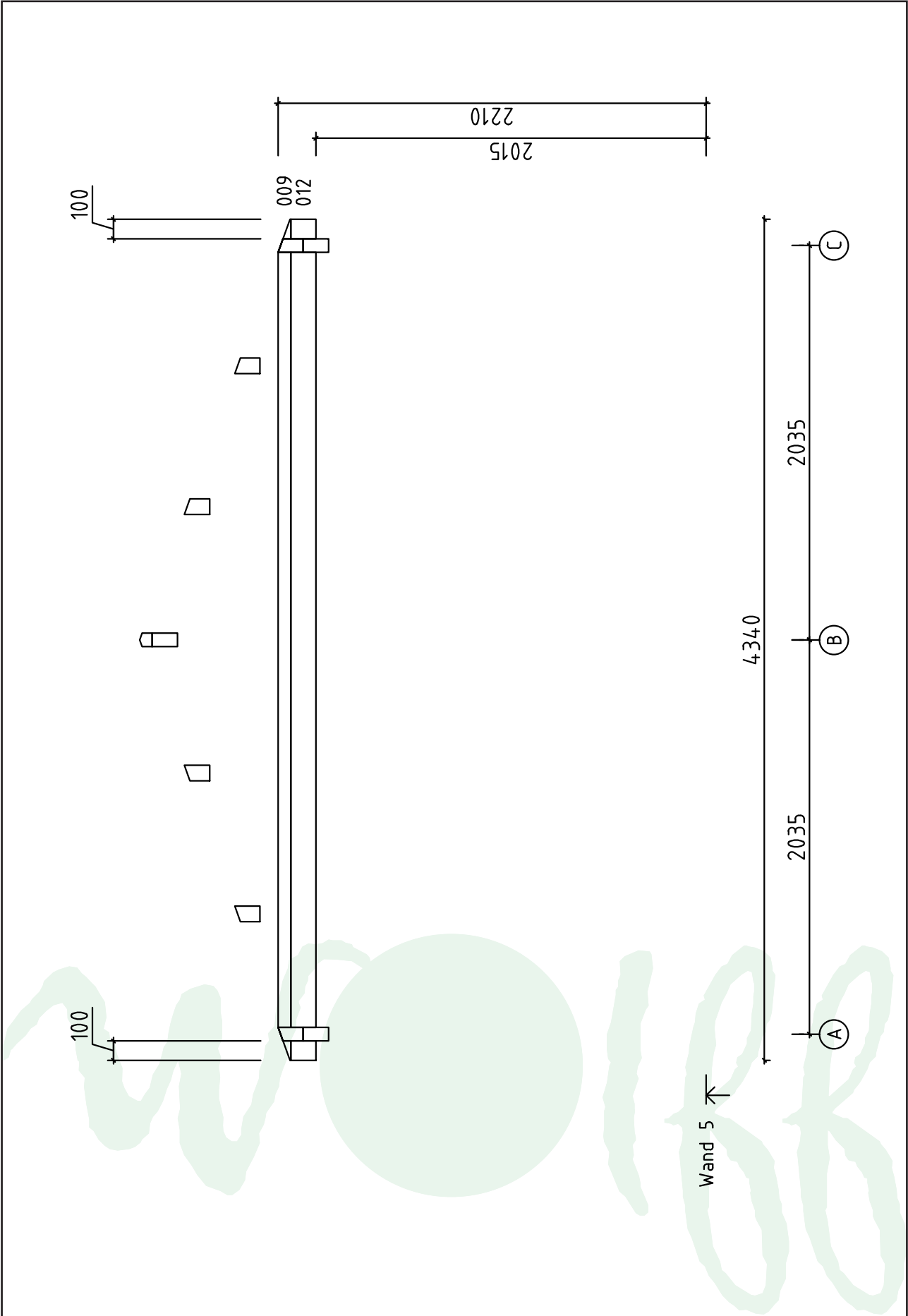
Wand 3 Göteborg 70-D



Wand 4 Göteborg 70-D



Wand 5 Göteborg 70-D



Wand C Göteborg 70-D

